

## INSTRUCTIONS

When ordering parts specify :

SHIPPING DIRECTIONS  
CODE NO.  
NUMBER OF PART  
NAME OF PART  
COLOR (IF PAINTED)  
MODEL OF CAR  
NUMBER OF CAR

We open book accounts only with established dealers in Thomas cars.

Orders from individuals which are not accompanied by cash will be sent C. O. D.

When possible, *parts should be ordered through Thomas dealers*, as necessary repair parts are generally carried in stock by them.

When returning parts for any purpose, have box properly tagged with your Name and Address, and prepay charges; also write us, giving particulars concerning same, regardless of any previous correspondence you may have had on the subject.

All prices are net F. O. B. factory Buffalo.


Prices subject to change without notice.

E. R. THOMAS MOTOR COMPANY

Repair and Parts Department

BUFFALO, - - - - NEW YORK.

1909 Thomas - Illustrated Price List of Parts Model L



# Illustrated Price List of Parts

## "Thomas Flyers"

### MODEL L

Code	Symbol	Name	Plate Pcs.	Price
<b>CYLINDER</b>				
L—	1 L —	5180 ASSEMBLY .....	x 2	90.00
Includes parts to Cylinder Miscellany				
L—	2 L —	4514 Cylinder .....	1 1	30.00
L—	3 L —	5181 Piston Assembly .....	1 3	7.00
L—	4 L —	2571 Water Jacket Cover .....	1 1	2.25
L—	5 L —	2584 Water Jacket Cover Gas- ket .....	x 1	.25
	SP—	1483 Water Jacket Cover Cap Screw .....	x 11	
L—	6 L —	1929 Cylinder Dome Plug .....	1 3	.30
L—	7 L —	10028 Cylinder Dome Plug Gasket	x 3	.05
L—	8 L —	10623 Valve Plug .....	6 6	1.10
L—	9 L —	10257 Valve Plug Gasket .....	x 6	.05
L—	10 L —	10255 Valve .....	x 12	1.25
L—	11 L —	10013 Valve Spring .....	x 12	.05
L—	12 L —	10134 Valve Spring Seat .....	x 12	.10
L—	13 L —	10273 Valve Spring Seat Lock ..	x 12	.10
L—	14 L —	10327 Inlet Valve Guide .....	x 3	.30
L—	15 L —	10016 Valve Plunger Bushing...	x 6	.40
L—	16 L —	5131 Valve Plunger Assm. ....	x 6	.60
L—	17 L —	2573 In. and Ex. Manifold Cover	1 1	1.00
L—	18 L —	2583 In. and Ex. Manifold Cover Gasket .....	x 1	.10
L—	19 L —	10281 In. and Ex. Manifold Cover Stud—Short .....	x 20	.05
	SP—	633 In. and Ex. Manifold Cover Stud L. Washer .....	x 20	
	SP—	1272 In. and Ex. Manifold Cover Stud Nut .....	x 20	
L—	20 L —	10279 Gas Inlet Manifold Stud..	x 2	.05
G—	15 GA—	1463 Water Inlet Manifold Stud	x 2	.05

### PISTON

L—	3 L —	5181 ASSEMBLY .....	1 6	7.00
Includes next seven parts				
L—	25 L —	2568 Piston .....	x 1	4.00

Order from Dealer




PLATE 1.

## PRICE LIST OF PARTS

5

Code	Symbol	Name	Plate Pcs.	Price
L—	26 L —10252	Piston Ring .....	x 4	.50
L—	27 L —10275	Piston Ring Segment ....	x 24	.05
L—	28 L —10274	Piston Ring Segment Spring .....	x 24	
L—	29 L —10254	Piston Pin .....	x 1	.50
G—	43 GA— 1626	Piston Pin Set Screw ....	x 1	.05
	SP— 371	Piston Pin Set Screw Cot- ter .....	x 1	

## VALVE PLUNGER

L—	16 L — 5131	ASSEMBLY .....	x 12	.60
Includes next four parts				
L—	35 L —10015	Valve Plunger .....	x 1	.50
L—	36 L —10017	Valve Plunger Screw .....	x 1	.05
L—	37 L —10018	Valve Plunger Screw Lock Nut .....	x 1	.05
L—	38 L —10014	Valve Plunger Spring ....	x 1	.05

## CYLINDER MISCELLANY

L—	43 L —10042	Priming Cock .....	x 6	.60
L—	44 L —10272	Wire Housing Bracket ....	x 1	.90
L—	45 L —10282	Wire Housing Bracket Stud	x 2	.05
	SP— 632	Wire Housing Bracket Stud L. Washer .....	x 2	
	SP— 204	Wire Housing Bracket Stud Nut .....	x 2	
G—	30 GA— 1217	Spark Plug .....	x 12	1.00
G—	31 FG— 112	Spark Plug Gasket .....	x 12	.05

## \* CONNECTING ROD

L—	50 L — 2630	ASSEMBLY .....	1 6	8.50
Includes parts to L-60				
L—	51 L — 2576	Conn. Rod—Straight (In- cludes Cap and Babbitt Bearing) .....	x 1	7.50
L—	52 L — 2569	Conn. Rod—Offset .....	x 1	7.50
G—	49 GA— 1544	Conn. Rod Cap Stud .....	x 2	.10
	SP— 634	Conn. Rod Cap Stud Lock Washer .....	x 2	
	SP— 212	Conn. Rod Cap Stud Nut ..	x 2	
	SP— 382	Conn. Rod Cap Stud Cotter	x 2	

\*The Center Conn. Rods in each set of three are straight, outer two having 5-32 inch offset. In ordering, specify which is desired; for telegrams this may be accomplished by adding "S" or "O" to code.

Order from Dealer

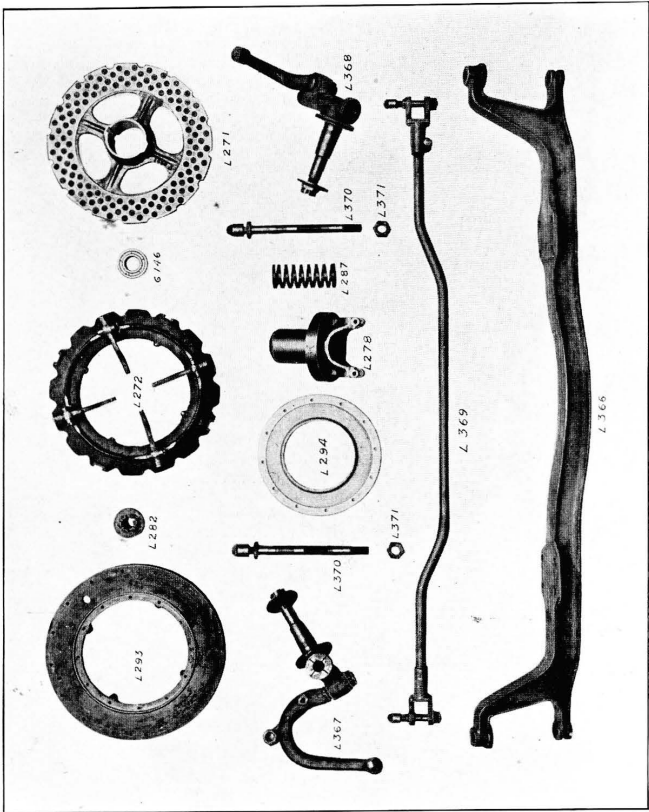


PLATE 2.

## PRICE LIST OF PARTS

7

Code	Symbol	Name	Plate Pcs.	Price
L— 53	L —10253	Piston Pin Bushing .....	x 1	1.00
L— 54	L —10261	Piston Pin Bushing Lock Screw .....	x 1	.05
L— 55	L —10338	Conn. Rod Shim (No. 20 G)	x 2	.05
L— 56	L —10339	Conn. Rod Shim (No. 16 G)	x 2	.05
L— 57	L —10340	Conn. Rod Shim (No. 21 G)	x 2	.05
L— 58	L —10341	Conn. Rod Shim (No. 19 G)	x 2	.05
<b>CRANK CASE</b>				
L— 60	L — 5132	<b>ASSEMBLY</b> .....	x 1	140.00
Includes parts to L-70				
L— 61	L — 4505	Crank Case .....	1 1	130.00
L— 62	L — 1914	Crank Case Bottom Cover	1 2	2.40
L— 63	L — 1993	Crank Case Bottom Cover Gasket .....	x 2	.15
L— 64	L —10041	Crank Case Bottom Cover Stud .....	x 20	.05
	SP— 633	Cover Stud Lock Washer	x 20	
	SP— 1272	Cover Stud Nut .....	x 20	
L— 65	L —10043	Crank Case to Cylinder Stud (3/8"x13/4") .....	x 6	.05
L— 66	L —10277	Crank Case to Cylinder Stud (7-16"x1 13-16") ..	x 12	.05
	SP— 634	Cylinder Stud Lock Washer	x 6	
	SP— 635	Cylinder Stud Lock Washer	x 12	
	SP— 209	Cylinder Stud Nut .....	x 6	
	SP— 1279	Cylinder Stud Nut .....	x 12	
G—1062	FA— 1139	Crank Case Oiler Con- nection .....	x 2	.10
L— 67	L —10045	Magneto Gear Shaft Bush- ing .....	x 1	.90
<b>CRANK CASE MISCELLANY</b>				
L— 70	L — 2516	Crank Case Rear Cover ..	1 1	5.60
L— 71	L —10402	Crank Case Rear Cover Cap Screw .....	x 5	.10
	SP— 634	Cap Screw Lock Washer..	x 5	
	SP— 78	Crank Case Clamp Bolt ..	x 4	
	SP— 634	Clamp Bolt Lock Washer	x 4	
	SP— 212	Clamp Bolt Nut .....	x 4	
G— 109	GA— 1793	Crank Case Filling Plug ..	x 2	.30
	SP— 852	Bottom Cover Drain Cock	x 2	
L— 72	L — 2521	Crank Case Cylinder Gasket	x 2	.50
L— 73	L — 2502	Gear Case Cover .....	1 1	7.00
L— 74	L — 2531	Gear Case Cover Gasket..	x 1	.50
G— 91	GA— 1548	Gear Case Cover Screw ..	x 8	.05
L— 75	L —10271	Timer Gear Shaft Bushing	x 1	1.50
L— 76	L — 1990	Crank Case Vent Pipe Assm	x 2	1.75

Order from Dealer



Code	Symbol	Name	Plate Pcs.	Price
	SP— 1572	Timer Gear Shaft Grease Cup .....	x 1	
<b>CRANK CASE VENT PIPE</b>				
L— 76	L — 1990	ASSEMBLY .....	x 2	1.75
Includes next two assemblies				
<b>VENT PIPE</b>				
L— 80	L — 5133	ASSEMBLY .....	x 1	1.00
Includes next two parts.				
L— 81	L —10035	Vent Pipe .....	x 1	
L— 82	L —10034	Vent Pipe Nipple .....	x 1	
<b>VENT PIPE CAP</b>				
L— 83	L — 5134	ASSEMBLY .....	x 1	.75
Includes next four parts				
L— 84	L —10031	Vent Pipe Cap .....	x 1	
L— 85	L —10026	Vent Pipe Gauze Cone ..	x 1	
L— 86	L —10032	Vent Pipe Gauze .....	x 1	
L— 87	L —10033	Vent Pipe Gauze Retainer.	x 1	
<b>CRANK SHAFT MISCELLANY</b>				
L— 90	L — 4507	Crank Shaft .....	1 1	150.00
L— 91	L — 3640	Fly Wheel Assm. ....	1 1	25.00
L— 92	L — 1984	Fly Wheel Stud .....	x 6	.10
	SP— 634	Fly Wheel Stud Lock Washer .....	x 6	
	SP— 234	Fly Wheel Stud Nut ....	x 6	
	SP— 384	Fly Wheel Stud Cotter ..	x 6	
L— 93	L — 2517	Crank Shaft Rear Bearing Retainer .....	1 1	5.00
L— 94	L — 1988	Rear Bearing Dust Washer .....	x 1	.10
L— 95	L — 1985	Thrust Bearing Cage and Balls .....	x 1	7.50
L— 96	L — 1986	Thrust Bearing Plate ....	x 2	
	SP— 751	Rear Bearing Retainer Cap Screw .....	x 6	
	SP— 634	Cap Screw Lock Washer..	x 6	
L— 97	L — 1992	Crank Shaft Rear and Center Bearing (No. 218) ..	1 2	30.30
L— 98	L — 1937	Center Bearing Ring .....	x 1	2.00
L— 99	L —10046	Center Bearing Ring Set Screw .....	x 1	.05
L— 100	L —10458	Center Bearing Ring Set Screw .....	x 2	.05

Follow Instructions

## PRICE LIST OF PARTS

9

Code	Symbol	Name	Plate	Pcs.	Price
	SP— 209	Set Screw Lock Nut .....	x	3	
L— 101	L — 1962	Crank Shaft Center Brg. Retainer .....	x	1	1.00
	SP— 21	Center Brg. Retainer Bolt	x	2	
	SP— 633	Center Brg. Retainer Bolt Lock Washer .....	x	2	
	SP— 231	Center Brg. Retainer Bolt Nut .....	x	2	
	SP— 371	Center Brg. Retainer Bolt Cotter .....	x	2	
G— 103	GA— 1100	Front Bearing (No. 409)...	1	1	19.50
G— 102	GA— 1616	Front Bearing Ring .....	x	1	1.40
L— 102	L — 10169	Front Bearing Ring Set Screw .....	x	2	.05
	SP— 209	Front Bearing Ring Set Screw Nut .....	x	2	
L— 103	L — 10405	Crank Shaft Gear Spacer ..	x	1	1.50
L— 104	L — 1918	Crank Shaft Gear .....	1	1	3.50
L— 105	L — 1987	Crank Shaft Gear Key ..	x	1	.20
L— 106	L — 1995	Starting Clutch Washer...	x	1	.05
G— 96	GA— 1605	Starting Clutch .....	6	1	1.00
G— 106	GA— 1146	Crank Shaft Oil Plug ....	x	1	.10
	SP— 395	Crank Shaft Oil Plug Cotter	x	1	

## FLY WHEEL

L— 91	L — 3640	<b>ASSEMBLY</b> .....	1	1	25.00
		Includes next five parts			
L— 110	L — 3562	Fly Wheel .....	x	1	15.00
L— 111	L — 2586	Fly Wheel Rim .....	x	1	7.50
L— 112	L — 10315	Fly Wheel Blade .....	x	18	.10
	SP— 421	Fly Wheel Blade Rivet....	x	36	
L— 113	L — 10324	Clutch Finger Disc Driving Stud .....	x	4	.05

## STARTING CRANK

G— 115	GA— 2230	<b>ASSEMBLY</b> .....	1	1	6.00
		Includes parts to L-118			
G— 127	GA— 228	Starting Crank .....	x	1	1.50
G— 128	GA— 1122	Starting Crank Handle Stud .....	x	1	.50
G— 129	GA— 1121	Starting Crank Handle .....	x	1	.35
G— 130	GA— 1116	Starting Crank Shaft .....	6	1	1.65
	SP— 363	Starting Crank Shaft Pin..	x	1	
	SP— 181	Starting Crank Shaft Key	x	1	
G— 132	GA— 1115	Starting Crank Bushing ..	x	1	2.50
	SP— 1032	Starting Crank Bushing Screw .....	x	3	
G— 134	GA— 1117	Starting Crank Dust Washer .....	x	1	.10

Order from Dealer




PLATE 3.

## PRICE LIST OF PARTS

11

Code	Symbol	Name	Plate Pcs.	Price
G— 135	GA— 1118	Starting Crank Spring		
		Washer .....	x 2	.05
G— 136	GA— 1119	Starting Crank Spring ....	x 1	.10
<b>CAM SHAFT</b>				
L— 118	L — 5135	<b>ASSEMBLY</b> .....	1 1	28.50
Includes parts to L-127				
L— 119	L — 4508	Cam Shaft .....	x 1	7.50
L— 120	L — 1919	Cam Shaft Gear .....	1 1	10.25
	SP— 1402	Cam Shaft Gear Key ....	x 1	
L— 121	L —10036	Cam Shaft Nut .....	x 1	.05
	SP— 742	Cam Shaft Nut Lock Washer .....	x 1	
	SP— 393	Cam Shaft Nut Cotter ....	x 1	
L— 122	L — 1923	Exhaust Cam .....	1 6	.50
L— 123	L — 1924	Inlet Cam .....	1 6	.50
	SP— 1402	Cam Key .....	x 12	
L— 128	L —10037	Center Bearing .....	x 1	4.75
<b>CAM SHAFT MISCELLANY</b>				
L— 127	L —10038	Front Bearing (No. 206) ..	1 1	6.25
L— 129	L —10039	Rear Bearing (No. 302)...	x 1	4.25
L— 130	L —10451	Front Bearing Ring .....	x 1	1.25
L— 131	L —10022	Center Bearing Ring .....	x 1	.40
L— 132	L —10029	Front and Center Bearing Ring Screw .....	x 2	.15
	SP— 1272	Bearing Ring Screw Lock Nut .....	x 2	
L— 133	L —10024	Front Bearing Lock Nut..	x 1	.15
L— 134	L — 1925	Center Bearing Spacer— Long .....	x 1	.15
L— 135	L — 1926	Center Bearing Spacer— Short .....	x 1	.15
L— 136	L —10025	Rear Bearing Cover .....	x 1	.60
G— 95	GA— 1185	Rear Bearing Cover Screw	x 2	.10
<b>MOTOR MISCELLANY</b>				
		Magneto Equipment .....	x 1	
		Oilier Equipment .....	x 1	
		Water Pump Equipment..	x 1	
L— 140	L — 2575	Water Inlet Pipe .....	1 1	11.00
	SP— 1712	Water Inlet Pipe Cap Screw	x 4	
	SP— 633	Water Inlet Pipe Stud Lock Washer .....	x 4	
	SP— 211	Water Inlet Pipe Stud Nut	x 4	
L— 141	L —10104	Water Inlet Pipe Flange Gasket .....	x 2	.10
L— 142	L — 1982	Water Outlet Pipe .....	1 1	9.75

Order from Dealer

Code	Symbol	Name	Plate Pcs.	Price
L— 143	L — 1981	Water Outlet Pipe Packing Nut .....	x 2	.80
L— 144	L — 3543	Exhaust Manifold .....	x 1	11.50
	SP— 633	Exhaust Manifold Stud L. Washer .....	x 4	
F— 112	FA— 163	Exhaust Manifold Stud Nut	x 4	.05
L— 145	L —10287	Exhaust Manifold Gasket..	x 2	.20
L— 146	L — 2530	Gasoline Inlet Manifold ..	x 1	9.70
	SP— 221	Manifold to Cylinder Stud Nut .....	x 4	
	SP— 633	Manifold to Cylinder Stud Lock Washer .....	x 4	
G— 198	GA— 1742	Manifold to Cylinder Gasket	x 2	.10
L— 147	L —10102	Manifold to Carburetor Gasket .....	x 1	.10
*L—148	L — 3520	Carburetor (Mayer) .....	x 1	20.00
	SP— 22	Carburetor to Manifold Bolt .....	x 2	
	SP— 633	Carburetor to Manifold Bolt Lock Washer ....	x 2	
	SP— 211	Carburetor to Manifold Bolt Nut .....	x 2	
	SP— 371	Carburetor to Manifold Bolt Cotter .....	x 2	
	SP— 661	Carburetor to Crank Case Screw .....	x 1	
	SP— 633	Carburetor to Crank Case Screw Lock Washer ....	x 1	
	SP— 851	Carb. Drain Cock .....	x 1	
L— 149	L —10445	Carb. Water Jacket Tubing from Cylinder .....	x 1	.60
L— 150	L —10447	Carb. Water Jacket Tubing from Pump .....	x 1	.60
L— 151	L —10448	Carb. Water Jacket Tube Packing Nut .....	x 2	.20
	SP— 1731	Carb. Water Jacket Tube Coupling .....	x 1	
L— 152	L — 2626	Carb. Hot Air Pipe .....	x 1	.50
L— 153	L —10463	Carb. Hot Air Pipe Bypass Cover .....	x 1	1.50
	SP— 1731	Carb. Gasoline Coupling..	x 1	
	SP— 1721	Carb. Water Jacket Stop Cock .....	x 1	
L— 154	L —10468	Carb. Support Bracket ....	x 1	.05
L— 155	L —10467	Carb. Support Bracket Stud	x 1	.05
	SP— 661	Carb. Support Bracket Cap Screw .....	x 1	
	SP— 633	Carb. Support Bracket Cap Screw Washer .....	x 1	

\*See pages 59 and 60 for Carburetor parts and prices.

Follow Instructions

## PRICE LIST OF PARTS

13

Code	Symbol	Name	Plate	Pcs.	Price
L— 156	L —10343	Timing Indicator .....	1	1	.15
L— 157	L —10177	Motor Support Tube .....	x	1	1.90
	SP— 79	Engine Attaching Bolt ...	x	2	
	SP— 634	Engine Attaching Bolt Washer .....	x	2	
	SP— 232	Engine Attaching Bolt Nut	x	2	
	SP— 382	Engine Attaching Bolt Cot- ter .....	x	2	
	SP— 36	Engine Support Bracket Bolt .....	x	2	
	SP— 634	Engine Support Bracket Bolt Washer .....	x	2	
	SP— 212	Engine Support Bracket Bolt Nut .....	x	2	

## MAGNETO EQUIPMENT

*L—162	L — 2710	Magneto (Bosch Dr. 6)...	x	1	170.00
G— 182	GA— 1358	Magneto Dowel .....	x	2	.05
L— 163	L —10404	Magneto Nut .....	x	1	.05
	SP— 634	Magneto Nut Lock Washer	x	1	
L— 164	L — 1921	Magneto Idler Gear—40T.	1	1	10.00
L— 165	L —10176	Magneto Idler Gear Bear- ing (No. 205) .....	x	2	5.25
L— 166	L —10175	Bearing Retainer .....	x	1	.30
L— 167	L —10173	Bearing Spacer .....	x	1	.05
	SP— 1491	Bearing Retainer Screw...	x	1	
	SP— 633	Bearing Retainer Screw Lock Washer .....	x	1	
L— 168	L —10174	Idler Gear Shaft .....	x	1	.50
	SP— 667	Idler Gear Shaft Cap Screw	x	1	
	SP— 633	Idler Gear Shaft Cap Screw Washer .....	x	1	
L— 169	L — 1922	Magneto Gear (20T).....	1	1	2.50
L— 170	L —10055	Magneto Gear Shaft .....	x	1	.70
	SP— 1402	Magneto Gear Key .....	x	1	
L— 171	L — 5136	Magneto Coupling Assm ..	x	1	2.50
L— 172	L — 2650	Magneto Clamp Assm....	x	1	1.40
L— 173	L —10634	Magneto Cable, per ft. ....			.25
L— 174	L —10453	Magneto Cable Terminal ..	x	6	.10
F— 219	FG— 116	Magneto Primary Wire, per ft. ....			.25
L— 175	L —10530	Magneto Lead Wire Hous- ing Assm. ....	x	1	3.30
L— 176	L —10157	Magneto Lead Wire Guide Bracket .....	x	1	.50
L— 177	L —10167	Magneto Lead Wire Spacer	x	1	.25

\*We neither repair nor furnish repair parts for magnetos. Orders for same should be sent to Robert Bosch, Inc., 160 West 56th Street, New York.

Order from Dealer

Code	Symbol	Name	Plate Pcs.	Price
<b>MAGNETO COUPLING</b>				
L— 171	L — 5136	<b>ASSEMBLY</b> .....	x 1	2.50
Includes next eight parts				
L— 180	L —10057	Gear Shaft End Block ....	x 1	.60
L— 181	L —10397	Gear Shaft End Block Set Screw .....	x 1	.05
L— 182	L —10398	Set Screw Spring Lock ...	x 1	.05
L— 183	L —10328	Gear Shaft End Block Key	x 1	.05
G— 911	HG— 109	Gear Shaft End Block Spring .....	x 2	.05
L— 184	L —10058	Center Coupling Block ....	x 1	.80
L— 185	L —10056	Magneto End Coupling Block .....	x 1	.90
	SP— 1403	Magneto End Coupling Block Key .....	x 1	
<b>MAGNETO CLAMP</b>				
L— 172	L — 2650	<b>ASSEMBLY</b> .....	x 1	1.40
Includes next two assemblies				
L— 190	L — 5137	Inner Strap Assm. ....	x 1	.80
L— 191	L — 5138	Outer Strap Assm. ....	x 1	.60
<b>INNER STRAP</b>				
L— 190	L — 5139	<b>ASSEMBLY</b> .....	x 1	.80
Includes next seven parts.				
L— 195	L —10226	Strap .....	x 1	.25
L— 196	L —10199	Strap Hinge .....	x 1	.30
L— 197	FG— 133	Strap Hinge Eye Bolt ...	x 1	.10
L— 198	FG— 136	Strap Hinge Eye Bolt Pin	x 1	.05
L— 199	FG— 134	Strap Tee Bolt .....	x 1	.15
	SP— 613	Strap Tee Bolt Washer ..	x 1	
	SP— 243	Strap Tee Bolt Wing Nut	x 1	
<b>OUTER STRAP</b>				
L— 191	L — 5138	<b>ASSEMBLY</b> .....	x 1	.60
Includes next five parts.				
L— 200	L —10225	Strap .....	x 1	.10
L— 196	L —10199	Strap Hinge .....	x 1	.30
L— 197	FG— 133	Strap Hinge Eye Bolt ...	x 1	.10
L— 198	FG— 136	Strap Hinge Eye Bolt Pin	x 1	.05
L— 201	FG— 132	Strap Clamp Jaw .....	x 1	.10

Follow Instructions

## PRICE LIST OF PARTS

15

Code	Symbol	Name	Plate Pcs.	Price
<b>MAGNETO LEAD WIRE HOUSING</b>				
L— 175	L —10530	<b>ASSEMBLY.....</b>	x 1	3.30
Includes parts to L-215				
L— 205	L — 2595	Lead Wire Housing .....	x 1	2.00
L— 206	L —10162	Lead Wire Spacer—2 hole	x 2	.15
	SP— 674	Lead Wire Spacer Screw..	x 2	
	SP— 1062	Lead Wire Spacer Screw Nut .....	x 2	
L— 207	L —10394	Lead Wire Spacer—3 hole	x 2	.35
	SP— 684	Lead Wire Spacer Screw ..	x 2	
	SP— 1063	Lead Wire Spacer Screw Nut .....	x 2	
	SP— 632	Lead Wire Spacer Screw Lock Washer .....	x 2	
L— 208	L —10368	Lead Wire Housing Insulator .....	x 4	.05
L— 209	L —10367	Lead Wire Housing Insulator .....	x 1	.25
	SP— 1301	Lead Wire Housing Insulator Screw .....	x 14	
<b>OILER EQUIPMENT</b>				
*L—215	L — 3550	Oiler (McCord) .....	x 1	25.00
L— 216	L —10066	Oiler Attaching Stud .....	x 2	.05
	SP— 212	Oiler Attaching Stud Nut	x 4	
	SP— 614	Oiler Attaching Stud Washer .....	x 4	
	SP— 227	Oiler Attaching Stud Jam Nut .....	x 2	
L— 217	L — 2537	Oiler Gear Case .....	x 1	4.50
L— 218	L —10071	Gear Case Cover .....	x 1	.75
L— 219	L —10135	Gear Case Cover Bolt .....	x 4	.05
	SP— 632	Cover Bolt Lock Washer..	x 4	
	SP— 191	Cover Bolt Nut .....	x 4	
L— 220	L —10063	Case and Cover Oiler Shaft Bushing .....	x 2	.40
L— 221	L —10065	Magneto Shaft Bushing ..	x 1	.50
L— 222	L —10168	Gear Case Attaching Bolt..	x 3	.05
	SP— 633	Attaching Bolt Lock Washer .....	x 3	
	SP— 211	Attaching Bolt Nut .....	x 3	
L— 223	L —10067	Oiler Drive Gear (9T) ....	1 1	1.35
	SP— 342	Oiler Drive Gear Pin .....	x 1	
L— 224	L —10068	Oiler Driven Gear (23T) ..	1 1	2.00
	SP— 322	Oiler Driven Gear Pin .....	x 1	

\*Repairs for oilers should be ordered of McCord & Co., 1400-1440 Old Colony Bldg., Chicago, Ill.

Order from Dealer



Code	Symbol	Name	Plate	Pcs.	Price
L— 225	L —10191	Oiler Conn. Tube to Engine			
		—Short .....	x	2	
L— 226	L —10201	Oiler Conn. Tube to Engine			
		—Long .....	x	2	
L— 227	L —10189	Oiler Sight Feed Box (on Dash) .....	x	1	2.00
L— 228	L —10627	Oiler Sight Feed Box Front Plate .....	x	1	
L— 229	L —10628	Oiler Sight Feed Box Rear Plate .....	x	1	
	SP— 692	Oiler Sight Feed Box Plate Screw .....	x	8	
	SP— 885	Oiler Sight Feed Box Screw .....	x	2	
L— 230	L —10186	Oiler Coupling .....	x	4	.25
L— 231	L —10188	Oiler Connection Tube .....	x	4	.50

**WATER PUMP EQUIPMENT**

L— 235	L — 4680	Pump Assembly .....	1	1	25.00
L— 236	L — 1952	Pump and Timer Drive Gear—(30T) .....	1	1	3.80
L— 237	L — 1951	Pump and Timer Drive Gear Shaft .....	x	1	1.90
	SP— 182	Pump and Timer Drive Gear Key .....	x	1	
L— 238	L — 5139	Pump and Timer Gear Shaft Coupling Assm... ..	x	1	2.25
	SP— 661	Pump to Crank Case Cap Screw—Short .....	x	2	
	SP— 663	Pump to Crank Case Cap Screw—Long .....	x	1	
	SP— 633	Cap Screw Lock Washer..	x	3	

**WATER PUMP**

L— 235	L — 4680	<b>ASSEMBLY</b> .....	1	1	25.00
		Includes parts to L-238			
L— 240	L — 3549	Water Pump Body .....	x	1	14.00
L— 241	L —10224	Water Pump Cover ..	x	1	2.80
	SP— 1544	Water Pump Cover Screw ..	x	6	
	SP— 632	Water Pump Cover Screw Lock Washer .....	x	6	
L— 242	L —10269	Water Pump Idler Gear ..	x	1	2.35
L— 243	L —10267	Water Pump Idler Gear Stud .....	x	1	.30
L— 244	L —10268	Water Pump Keyed Gear..	x	1	2.35
	SP— 1403	Water Pump Keyed Gear Key .....	x	2	
	SP— 322	Water Pump Keyed Gear Pin .....	x	1	
L— 245	L —10262	Water Pump Shaft .....	x	1	1.80

Follow Instructions

## PRICE LIST OF PARTS

17

Code	Symbol	Name	Plate	Pcs.	Price
L— 246	L —10333	Water Pump Shaft Packing Nut—Left .....	x	1	1.00
L— 247	L —10334	Water Pump Shaft Packing Nut—Right .....	x	1	1.00
L— 248	L —10230	Water Pump Strainer ....	x	1	.05
	SP— 1573	Water Pump Grease Cup..	x	2	
	SP— 1684	Water Pump Drain Cock..	x	2	
	SP— 1403	Water Pump Coupling Key	x	1	

## PUMP AND TIMER GEAR SHAFT COUPLING

L— 238	L — 5139	<b>ASSEMBLY</b> .....	x	1	2.25
Includes next seven parts					
L— 250	L —10264	Coupling Block—Front ...	x	1	.50
L— 184	L —10058	Coupling Block—Center ..	6	1	.80
L— 251	L —10265	Coupling Block—Rear ....	x	1	.75
L— 181	L —10397	Coupling Block Set Screw	x	1	.05
L— 182	L —10398	Coupling Block Set Screw Spring .....	x	1	.05
G— 911	HG— 109	Coupling Block Spring ....	x	2	.05
	SP— 1403	Coupling Key .....	x	1	

## MUFFLER AND MISCELLANY

L— 255	L — 3560	Muffler .....	x	1	10.00
L— 256	L — 3570	Exhaust Pipe (From Mo- tor) .....	x	1	5.50
L— 257	L —10099	Exhaust Pipe Flange Gas- ket .....	x	2	.20
	SP— 32	Exhaust Pipe Flange Cap Screw .....	x	2	
	SP— 634	Exhaust Pipe Flange Cap Screw Washer .....	x	2	
	SP— 212	Exhaust Pipe Flange Cap Screw Nut .....	x	2	
	SP— 382	Exhaust Pipe Flange Cap Screw Cotter .....	x	2	
L— 258	L — 2690	Muffler Cutout .....	x	1	3.00
	SP— 662	Cap Screw .....	x	2	
	SP— 633	Cap Screw Lock Washer..	x	2	
	SP— 662	Exhaust Pipe Cap Screw..	x	2	
	SP— 633	Exhaust Pipe Cap Screw Washer .....	x	2	
	SP— 727	Muffler Hanger Cap Screw	x	4	
	SP— 634	Muffler Hanger Cap Screw Washer .....	x	4	
F— 315	FA— 1151	Muffler Cutout Floor Plate Bell Crank .....	x	1	.25
F— 313	FA— 1152	Muffler Cutout Bell Crank Button .....	x	1	.25
F— 314	FA— 1153	Bell Crank Button Stud...	x	1	.05

Order from Dealer

Code	Symbol	Name	Plate Pcs.	Price
G—1065	HH— 164	Bell Crank Button Eye . . . .	x 1	.15
G—1066	HH— 166	Bell Crank Button Eye Pin . . . . .	x 1	.05
	SP— 371	Bell Crank Button Eye Pin Cotter . . . . .	x 1	
	SP— 301	Bell Crank Pin . . . . .	x 1	
	SP— 382	Bell Crank Pin Cotter . . . .	x 1	

## CLUTCH

L— 270	L — 460Q	ASSEMBLY . . . . .	x 1	65.00
		Includes parts to L-300		
L— 271	L — 3551	Clutch Center Disc (With Corks) . . . . .	2 1	17.50
G— 289	GD— 1646	Clutch Center Disc Cork..	x128	.05
G— 272	GD— 1639	Clutch Center Disc Key ..	x 2	.05
L— 272	L — 5140	Clutch Finger Disc Assm..	2 1	5.50
L— 273	L — 5141	Clutch Case Cover Assm..	x 1	13.00
L— 274	L —10285	Clutch Finger Disc Spring	x 4	.05
L— 275	L —10325	Clutch Case Ring Gasket..	x 1	.80
L— 276	L —10476	Clutch Case Ring Screw ..	x 16	.05
L— 277	L —10477	Clutch Case Ring Screw Washer . . . . .	x 16	.05
L— 278	L — 3565	Clutch Shifting Sleeve . . . .	2 1	14.00
L— 279	L —10072	Clutch Shifting Sleeve Bushing . . . . .	x 2	.70
L— 280	L —10105	Sleeve Bushing Lock Pin..	x 2	.05
L— 281	L —10088	Sleeve Bushing Lock Pin Spring . . . . .	x 2	.05
	SP— 131	Sleeve Clamp Bolt . . . . .	x 2	
	SP— 633	Sleeve Clamp Bolt Washer	x 2	
	SP— 211	Sleeve Clamp Bolt Nut ..	x 2	
	SP— 371	Sleeve Clamp Bolt Cotter	x 2	
G— 283	GD— 1644	Finger Thrust Bearing Ring	x 2	.80
	SP— 13	Finger Thrust Bearing Ball	x 36	
G— 284	GD— 1645	Finger Thrust Bearing Re- tainer . . . . .	x 1	.20
	SP— 1031	Finger Thrust Bearing Re- tainer Screw . . . . .	x 4	
L— 282	L —10316	Clutch Adjusting Nut . . . .	2 1	.90
L— 283	L —10317	Clutch Adjusting Nut Felt	x 1	.05
L— 284	L —10318	Clutch Adjusting Nut Wash- er Spring . . . . .	x 1	.15
	SP— 395	Clutch Adjusting Nut Cot- ter . . . . .	x 1	
G— 146	GA— 1349	Clutch Annular Bearing (No. 106) . . . . .	2 1	6.25
L— 285	L —10322	Clutch Spring Rear Thrust Collar . . . . .	x 1	.25

Follow Instructions

## PRICE LIST OF PARTS

19

Code	Symbol	Name	Plate Pcs.	Price
L— 286	L —10321	Clutch Spring Front Thrust Collar .....	x 1	.25
	SP— 13	Clutch Spring Thrust Bearing Ball .....	x 17	
L— 287	L —10624	Clutch Spring .....	2 1	.50

## CLUTCH FINGER DISC

L— 272	L — 5140	ASSEMBLY .....	2 1	5.50
Includes next four parts.				
L— 290	L — 3546	Clutch Finger Disc .....	x 1	3.50
G— 295	GD— 1638	Clutch Finger .....	x 4	.50
	SP— 303	Clutch Finger Pin .....	x 4	
	SP— 382	Clutch Finger Pin Cotter..	x 4	

## CLUTCH CASE COVER

L— 273	L — 5141	ASSEMBLY .....	x 1	13.00
Includes parts to L-300				
L— 293	L — 3563	Cover Ring .....	2 1	7.00
L— 294	L — 2585	Cover Ring Center .....	2 1	3.75
L— 295	L —10326	Cover Ring Center Gasket	x 1	.80
L— 296	L —10478	Cover Ring Center Screw .	x 12	.05
L— 277	L —10477	Cover Ring Center Screw Washer .....	x 12	.05
G— 109	GA— 1793	Cover Ring Oil Plug ....	x 1	.30
	SP— 1556	Clutch Finger Adj. Screw	x 4	
	SP— 222	Clutch Finger Adj. Screw Nut .....	x 4	

## FRAME

L— 300	L — 4550	ASSEMBLY .....	x 1	165.00
Includes parts to L-345				
L— 301	L — 4502	R. H. Side Rail .....	x 1	30.00
L— 302	L — 4503	L. H. Side Rail .....	x 1	30.00
L— 303	L — 3515	Front Cross Member .....	x 1	8.00
L— 304	L — 3516	Front Center Cross Member .....	x 1	9.00
L— 305	L — 3567	Rear Center Cross Member	x 1	8.00
L— 306	L — 3517	Rear Cross Member .....	x 1	6.00
L— 307	L — 2545	Rear Corner Gusset .....	x 4	.60
L— 308	L — 2522	R. H. Front Spring Front Hanger .....	x 1	1.75
L— 309	L 2523	L. H. Front Spring Front Hanger .....	x 1	1.75

Order from Dealer




PLATE 4.

## PRICE LIST OF PARTS

21

Code	Symbol	Name	Plate Pcs.	Price
G— 334	GC— 2165	Gas Lamp Bracket .....	x 2	1.50
L— 310	L —10213	Front Fender Iron Bracket	x 2	1.50
L— 311	L —10171	Dust Pan Bracket .....	x 6	.30
L— 312	L —10579	Dust Pan Rear Bracket ..	x 2	.30
L— 313	L —10082	Front Spring Rear Hanger	x 2	1.00
L— 314	L —10419	Truss Rod Front Bracket..	x 2	.30
L— 315	L — 2532	R. H. Engine Support Bracket .....	x 1	3.00
L— 316	L — 2533	L. H. Engine Support Bracket .....	x 1	3.00
L— 317	L —10422	Truss Rod Center Bracket	x 4	.35
G— 332	HC— 202	Running Board Bracket ..	x 6	.80
L— 318	L —10424	Truss Rod Rear Bracket..	x 2	.25
L— 319	L — 3582	R. H. Rear Spring Bracket	x 1	2.50
L— 320	L — 3581	L. H. Rear Spring Bracket	x 1	2.50
L— 321	L — 2603	Muffler Hanger .....	x 1	.35
L— 322	L — 2601	Int. Brake Shaft Bracket..	x 2	.35
L— 323	L — 2615	Tail Lamp Bracket .....	x 1	1.25
L— 324	L —10570	Frame Stiffener Assembly	x 1	1.00
L— 325	L — 5142	Truss Rod Assembly .....	x 2	2.00

## FRAME STIFFENER

L— 324	L —10570	ASSEMBLY .....	x 1	1.00
Includes next four parts.				
L— 330	L —10547	Frame Stiffener Tube ....	x 1	.75
L— 331	L —10546	Frame Stiffener Tube Bush- ing .....	x 2	.10
L— 332	L —10545	Frame Stiffener Tube Screw	x 2	
	SP — 322	Frame Stiffener Tube Screw Pin .....	x 2	

## TRUSS ROD

L— 325	L — 5142	ASSEMBLY .....	x 2	2.00
Includes parts to L-345				
L— 335	L — 2660	Front Truss Rod .....	x 1	.60
L— 336	L — 2670	Rear Truss Rod .....	x 1	.85
L— 337	KC—11114	Truss Rod Turnbuckle ...	x 1	.50
	SP — 225	Turnbuckle Lock Nut, R. H. Thread .....	x 1	
	SP — 226	Turnbuckle Lock Nut, L. H. Thread .....	x 1	
L— 338	L —10421	Front Bracket Bolt .....	x 1	.05
L— 339	L —10423	Front Bracket Bolt Nut...	x 1	.05
	SP — 383	Front Bracket Bolt Nut Cotter .....	x 1	
L— 340	L —10425	Front Bracket Pin .....	x 1	.05
	SP — 383	Front Bracket Pin Cotter	x 1	

Order from Dealer

Code	Symbol	Name	Plate Pcs.	Price
<b>SPRINGS AND MISCELLANY</b>				
L— 345	L — 3506	Front Spring .....	x 2	13.25
L— 346	L — 3630	Rear Spring Assm. (Touring) .....	x 2	15.00
L— 347	L —10403	Front Spring Clip .....	x 4	.35
L— 348	L —10389	Front Spring Clip Plate .....	x 2	.10
	SP— 635	Front Spring Clip Lock Washer .....	x 8	
G— 353	GD— 1621	Front Spring Clip Nut ....	x 8	.05
G— 364	GD— 1228	Front Spring Inside Shackle .....	x 2	.10
G— 363	GD— 1222	Front Spring Outside Shackle .....	x 2	.10
L— 349	L —10516	Front Spring Bumper ....	x 2	1.00
L— 350	L —10549	Front Spring Shackle Bolt .....	x 4	.20
L— 351	L —10581	Front Spring Shackle Bolt Nut .....	x 4	.10
L— 352	L —10536	Front Spring Seat Leather .....	x 2	.10
L— 353	L —10459	Rear Spring Upper Clip ..	x 4	.50
G— 353	GD— 1621	Rear Spring Upper Clip Nut .....	x 8	.05
	SP— 635	Rear Spring Upper Clip Lock Washer .....	x 8	
G— 373	GD— 1227	Rear Spring Lower Clip..	x 4	.40
	SP— 635	Rear Spring Lower Clip Lock Washer .....	x 8	
G— 353	GD— 1621	Rear Spring Lower Clip Nut .....	x 8	.05
L— 354	L —10388	Rear Spring Clip Plate....	x 2	.10
G— 375	GD— 1291	Rear Spring Seat Leather .....	x 4	.15
G— 370	GC— 1706	Rear Spring Upper Block..	x 2	.05
G— 371	GD— 1272	Rear Spring Upper Plate..	x 2	.20
L— 355	L —10517	Rear Spring Bumper .....	x 2	1.75
L— 356	L —10392	Spring Clip Plate Stud .....	x 4	.05
	SP— 211	Spring Clip Plate Stud Nut .....	x 4	
	SP— 633	Spring Clip Plate Stud Lock Washer .....	x 4	
<b>REAR SPRING</b>				
L— 346	L — 3630	<b>ASSEMBLY</b> .....	x 2	20.00
Includes next seven parts.				
L— 360	L — 3507	Upper Half .....	x 1	10.00
L— 361	L — 3508	Lower Half .....	x 1	10.00
G— 364	GD— 1228	Inside Shackle .....	x 2	.10
G— 363	GD— 1222	Outside Shackle .....	x 2	.10
L— 362	L —10548	Shackle Bolt .....	x 4	.30
L— 351	L —10581	Shackle Bolt Nut .....	x 4	.05
	SP— 372	Shackle Bolt Cotter .....	x 4	

Follow Instructions




PLATE 5.



Code	Symbol	Name	Plate Pcs.	Price
<b>FRONT AXLE</b>				
L— 365	L —10590	<b>ASSEMBLY</b> .....	x 1	90.00
Includes parts to L-405				
L— 366	L —10586	Front Axle .....	2 1	55.00
L— 367	L — 5143	R. H. Steering Spindle Asm. ....	2 1	12.00
L— 368	L — 5144	L. H. Steering Spindle Asm. ....	2 1	9.00
L— 369	L — 5145	Cross Connecting Rod Asm. ....	2 1	7.50
L— 370	L —10604	Steering Spindle Bolt ....	2 2	1.50
L— 371	L —10605	Steering Spindle Bolt Nut..	2 2	.25
	SP— 392	Steering Spindle Bolt Cot- ter .....		
	SP— 1572	Steering Spindle Bolt Grease Cup .....	x 2	
L— 372	L —10587	Steering Spindle Bolt Bush- ing .....	x 2	.40
<b>R. H. STEERING SPINDLE</b>				
L— 367	L — 5143	<b>ASSEMBLY</b> .....	2 1	12.00
Includes parts to L-368				
L— 375	L —10597	Steering Spindle .....	2 1	6.00
L— 376	L —10599	Steering Spindle Upper Bushing .....	x 1	.30
L— 377	L —10601	Steering Spindle Lower Bushing .....	x 1	.30
L— 378	L —10594	Steering Arm .....	2 1	4.00
L— 379	L —10595	Steering Arm Key .....	x 1	.10
L— 380	L —10596	Steering Arm Nut .....	x 1	.20
	SP— 402	Steering Arm Nut Cotter..	x 1	
L— 381	L —10602	Steering Spindle Nut ....	2 1	.30
L— 382	L —10603	Steering Spindle Washer...	x 1	.10
	SP— 402	Steering Spindle Cotter ..	x 1	
L— 383	L —10692	Steering Spindle Dust Washer .....	x 1	.10
L— 384	L —10606	Steering Arm Ball .....	x 1	.80
L— 385	L —10607	Steering Arm Ball Nut ....	x 1	.10
	SP— 386	Steering Arm Ball Cotter..	x 1	
<b>L. H. STEERING SPINDLE</b>				
L— 368	L — 5144	<b>ASSEMBLY</b> .....	2 1	9.00
Includes parts to L-369				
L— 388	L —10598	Steering Spindle .....	2 1	6.00
L— 376	L —10599	Steering Spindle Upper Bushing .....	x 1	.30

Follow Instructions

## PRICE LIST OF PARTS

25

Code	Symbol	Name	Plate	Pcs.	Price
L— 377	L —10601	Steering Spindle Lower Bushing .....	x	1	.30
L— 389	L —10593	Steering Arm .....	2	1	2.00
L— 379	L —10595	Steering Arm Key .....	x	1	.10
L— 380	L —10596	Steering Arm Nut .....	x	1	.20
	SP— 402	Steering Arm Cotter .....	x	1	
L— 381	L —10602	Steering Spindle Nut .....	2	1	.30
L— 382	L —10603	Steering Spindle Washer..	x	1	.10
	SP— 402	Steering Spindle Cotter ..	x	1	
L— 383	L —10692	Steering Spindle Dust Washer .....	x	1	.10

## CROSS CONNECTING ROD

L— 369	L — 5145	ASSEMBLY .....	2	1	7.50
		Includes parts to L-405			
L— 394	L —10588	Connecting Rod Tube ....	x	1	3.00
L— 395	L —10589	Connecting Rod Fixed End	x	1	1.50
L— 396	L —10591	Connecting Rod Adj. End..	2	1	1.75
	SP— 756	Adjustable End Clamp Bolt	x	1	
	SP— 634	Clamp Bolt Lock Washer	x	2	
	SP— 209	Clamp Bolt Nut .....	x	1	
L— 397	L —10592	Cross Rod to Steering Arm Bolt .....	x	2	.70
L— 398	L —10608	Steering Arm Bolt Nut ...	x	2	.10
	SP— 393	Steering Arm Bolt Cotter..	x	2	
	SP— 1573	Steering Arm Bolt Grease Cup .....	x	2	

## REAR AXLE

L— 405	L — 4590	ASSEMBLY .....	x	1	500.00
		Includes parts to L-490			

## REAR AXLE CASING

L— 406	L — 5146	ASSEMBLY .....	3	1	135.00
		Includes parts to G-480			
L— 407	L — 3564	Trans. and Diff. Gear Case	x	1	50.00
G— 443	GD— 301	Trans. and Diff. Case Rear Cover .....	3	1	6.50
G— 444	GD— 101	Rear Cover Screw .....	x	2	.35
G— 445	GD— 103	Rear Cover Screw Plug....	x	2	.25
G— 446	GD— 129	Diff. Main Bearing Cap ...	x	2	.80
G— 447	GD— 104	Diff. Main Bearing Cap Screw .....	x	4	.15
	SP— 636	Bearing Cap Screw Lock Washer .....	x	4	
G— 449	GD— 214	Top Cover .....	3	1	3.00

Order from Dealer

Code	Symbol	Name	Plate Pcs.	Price
G— 448	GD—11001	Top Cover Bolt .....	x 6	.20
	SP — 242	Top Cover Bolt Nut.....	x 6	
	SP — 381	Top Cover Bolt Cotter ..	x 6	
	SP — 613	Top Cover Bolt Washer...	x 6	
G— 452	GD—11002	Top Cover Gasket .....	x 1	.20
G— 453	GD—11003	Top and Rear Cover Plate	x 2	.15
G— 455	GD—11005	Top and Rear Cover Plate Screw .....	x 4	.05
G— 454	GD—11004	Top and Rear Cover Plate Gasket .....	x 2	.05
	SP — 411	Gear Case Oil Plug .....	x 3	
L— 408	L —10307	Right Axle Tube .....	x 1	
L— 409	L —10308	Left Axle Tube .....	x 1	
G— 459	GD— 127	Axle Tube Washer .....	x 2	
L— 410	L —10292	Brake Cam Shaft Bracket..	3 2	7.25
L— 411	L — 2524	Brake Support .....	x 2	
L— 412	L — 3519	Brake Dust Shield .....	x 2	1.00
L— 413	L —10003	Int. Brake Shoe Support Pin .....	x 2	.60
L— 414	L —10582	Axle Tube Lock Nut ....	x 2	
L— 415	L —10583	Axle Tube Lock Nut Stud	x 4	
L— 416	L —10584	Axle Tube Lock Nut Key	x 2	
L— 417	L —10585	Axle Tube Lock Nut Screw	x 2	
G— 468	GD— 2246	Rear Spring Seat .....	x 2	3.75
L— 418	L —10311	Rear Spring Seat Cap ....	x 2	
G— 469	GD— 148	Rear Spring Seat Bolt ....	x 4	.15
	SP — 393	Rear Spring Seat Bolt Cot- ter .....	x 4	
G— 471	GD—11006	Rear Spring Seat Cap Screw .....	x 2	.10
G— 470	GD— 147	Rear Spring Seat Nut ....	x 4	.05
<b>DIFFERENTIAL HUB</b>				
G— 480	GD— 5016	<b>ASSEMBLY</b> .....	3 1	45.00
Includes next six parts				
G— 481	GD— 3172	Differential Gear Case ....	x 1	10.00
G— 482	GD— 3173	Differential Gear Case Cover .....	x 2	3.00
G— 483	GD—11029	Differential Gear .....	x 2	5.00
G— 484	GD—11031	Differential Pinion .....	x 8	1.50
G— 485	GD—11032	Differential Pinion Stud...	x 8	1.00
G— 486	GD—11033	Differential Pinion Stud Lock Screw .....	x 8	.10
<b>MISCELLANY</b>				
*L—423	L —10294	Bevel Driving Gear .....	x 1	25.00
*L—10294 Gear is for axles of the ratio. In case your axle is of a different ration, be sure to mention same when ordering. Ratio will be found stamped on Differential Housing.				

Follow Instructions

## PRICE LIST OF PARTS

27

Code	Symbol	Name	Plate	Pcs.	Price
G— 491	GD— 102	Bevel Driving Gear Cap Screw .....	x	6	.05
G— 493	GD— 202	Differential Main Bearing (No. 309) .....	3	2	14.50
G— 494	GD— 5017	Differential Thrust Bearing	x	2	4.50
G— 495	GD—11025	Differential Thrust Bearing Adj. Cam .....	x	2	4.50
G— 496	GD—11024	Stationary Cam .....	x	2	3.75
G— 497	GD—11026	Adjusting Cam Lock.....	x	2	.15
G— 498	GD—11027	Adjusting Cam Lock Pin..	x	2	.10
G— 499	GD—11028	Adjusting Cam Lock Spring	x	2	.15

### MAIN TRANSMISSION SHAFT AND PARTS

L— 425	L —10301	Main Trans. Shaft and Bevel Pinion (Mention No. of teeth) .....	3	1	25.00
L— 426	L —10289	Low Speed and Reverse Sliding Gear (31T) .....	3	1	8.00
L— 427	L —10312	Sliding Clutch Gear (22T)..	3	1	9.25
G— 510	GD— 106	Rear End Bearing (No. 7)	x	1	11.90
G 511	GD— 121	Rear Thrust Bearing Wash- er.....	x	2	7.00
G— 512	GD— 144	Rear Thrust Bearing .....	x	1	
L— 428	L —10303	Rear Thrust Bearing Adj. Nut .....	x	1	2.50
	SP — 492	Adj. Nut Set Screw .....	x	1	
G— 515	GD— 205	Rear End Bearing Support	3	1	3.75
G— 516	GD— 108	Rear End Bearing (No. 3)	x	1	5.90
G— 517	GD— 145	Rear End Bearing Support Screw—Long .....	x	1	.30
G— 518	GD— 105	Rear End Bearing Support Screw—Short .....	x	1	.20
	SP — 634	Support Screw Lock Washer .....	x	2	

### MAIN SHAFT GEAR

L— 432	L — 5147	ASSEMBLY .....	x	1	29.00
		Includes next two parts			
L— 433	L —10291	Main Clutch Gear (16T)..	3	1	27.50
G— 527	GD— 143	Main Clutch Gear Bushing	x	1	1.50

### MISCELLANY

G— 528	GD— 107	Main Clutch Gear Rear Bearing (No. 309).....	x	2	14.50
G— 529	GD— 119	Bearing Spacer .....	x	1	.50
L— 434	L —10304	Front Bearing Retainer ..	3	1	.75

Order from Dealer

28

## E. R. THOMAS MOTOR COMPANY

Code	Symbol	Name	Plate	Pcs.	Price
G— 534	GD—11007	Front Bearing Dust Washer .....	x	1	.10

## AUXILIARY SHAFT

L— 438	L — 5148	ASSEMBLY .....	3	1	37.00
Includes next three parts					
L— 439	L —10299	Aux. Shaft with 1st Speed and Reverse Pinions (17T and 13T) .....	x	1	22.50
L— 440	L —10293	2nd Speed Pinion (26T)...	3	1	6.50
L— 441	L —10298	Driving Gear (32T) .....	3	1	8.00

## AUXILIARY SHAFT MISCELLANY

G— 547	GD— 125	Aux. Shaft Bearing (No. 305) .....	x	2	6.90
L— 445	L —10296	Aux. Shaft Adj. Nut .....	3	2	.50
L— 446	L —10297	Aux. Shaft Adj. Nut Lock Screw .....	x	2	.10
G— 554	GD— 115	Reverse Idler Gear (16T)..	3	1	5.00
L— 447	L —10096	Reverse Idler Gear Shaft..	3	1	.50
G— 557	GD— 141	Reverse Idler Gear Washer	x	1	.10
L— 448	L —10097	Reverse Idler Gear Nut...	x	1	.20
	SP— 392	Reverse Idler Gear Cotter	x	1	

## LOW SPEED AND REVERSE SHIFTER

G— 561	GD— 5021	ASSEMBLY .....	3	1	2.75
Includes next three parts					
G— 562	GD— 1807	Shifter Rod .....	x	1	1.50
G— 563	GD— 122	Shifter Rod Fork .....	x	1	1.25
	SP— 361	Shifter Rod Fork Pin.....	x	1	

## HIGH AND INTERMEDIATE SPEED SHIFTER

G— 567	GD— 5022	ASSEMBLY .....	3	1	2.75
Includes next two parts					
G— 568	GD— 134	Shifter Tube .....	x	1	1.50
G— 569	GD— 123	Shifter Tube Fork .....	x	1	1.25

## SHIFTER MISCELLANY

G— 571	GD—11015	Stuffing Box Nut .....	x	1	.50
G— 572	GD—11016	Stuffing Box Packing Washer .....	x	1	.10

Follow Instructions

## PRICE LIST OF PARTS

29

Code	Symbol	Name	Plate	Pcs.	Price
G— 573	GD—11017	Stuffing Box Nut Lock			
		Pin .....	x	1	.10
G— 405	GD—11011	Stuffing Box Nut Lock			
		Spring .....	x	1	.05
G— 574	GD—11018	Shifter Lock Pawl .....	x	2	.50
G— 575	GD—11019	Shifter Lock Pawl Spring	x	2	.10
G— 576	GD— 124	Shifter Lock Cap Screw..	x	2	.20

## REAR AXLE MISCELLANY

L— 455	L —10306	Right Axle Shaft .....	3	1	6.00
L— 456	L —10305	Left Axle Shaft .....	3	1	5.75
G— 582	GD— 216	Hub Driver .....	3	2	1.50
G— 583	GD—5023	Truss Rod Assembly .....	x	1	3.25
L— 457	L — 5149	Internal Brake Shoe Assm.	3	2	10.00
L— 458	L — 5150	External Brake Shoe Assm.	3	2	7.00
L— 459	L —10002	Int. Brake Cam Shaft ....	x	2	2.00
L— 460	L — 2526	Ext. Brake Cam Shaft ....	x	2	2.00
G— 590	GD—1399	Brake Shaft Lever .....	3	4	.75
	SP— 27	Cam Shaft Lever Screw...	x	4	
	SP— 633	Cam Shaft Lever Screw L.			
		Washer .....	x	4	
	SP— 211	Cam Shaft Lever Screw			
		Nut .....	x	4	
	SP— 371	Cam Shaft Lever Screw			
		Cotter .....	x	4	
	SP— 1401	Cam Shaft Lever Key ....	x	4	
L— 461	L — 1915	Ext. Brake Band Expander			
		Lever .....	3	2	.65
	SP— 174	Brake Shaft Oiler .....	x	4	
	SP— 171	Main Clutch Gear Bearing			
		Oiler .....	x	1	
G— 472	GD—1527	Torque Tube Conn. Stud ..	x	6	.15
	SP— 635	Connecting Stud Lock			
		Washer .....	x	6	
	SP— 213	Connecting Stud Nut .....	x	6	

## TRUSS ROD

G— 583	GD— 5023	ASSEMBLY .....	x	1	3.25
Includes parts to L-457					
G— 597	GD— 1796	Truss Rod .....	x	1	2.00
G— 598	GD— 1798	Truss Rod Yoke End ....	x	1	.50
G— 599	GD— 172	R. H. Lock Nut .....	x	1	.05
G— 600	GD— 156	L. H. Lock Nut .....	x	1	.05
G— 601	GD— 1801	Turnbuckle .....	x	1	.50
G— 602	GD— 155	Clevis Pin .....	x	2	.10
	SP— 392	Clevis Pin Cotter .....	x	2	

Order from Dealer




PLATE 6.

## PRICE LIST OF PARTS

31

Code	Symbol	Name	Plate	Pcs.	Price
<b>INTERNAL BRAKE SHOE</b>					
L— 457	L — 5149	<b>ASSEMBLY</b> .....	3	2	10.00
Includes next six parts.					
L— 465	L — 3522	Internal Brake Shoe .....	x	1	} 9.00
L— 466	L — 2527	Internal Brake Shoe Liner	x	1	
L— 467	L — 10006	Horizontal Release Spring	x	1	.25
L— 468	L — 10008	Horizontal Release Spring Link .....	x	2	.05
L— 469	L — 10005	Vertical Release Spring ..	x	1	.25
L— 470	L — 10007	Vertical Release Spring Link .....	x	2	.05
<b>EXTERNAL BRAKE BAND</b>					
L— 458	L — 5150	<b>ASSEMBLY</b> .....	3	2	7.00
Includes parts to L-484					
L— 474	L — 3521	External Brake Band .....	x	1	} 6.00
L— 475	L — 2525	External Brake Band Liner	x	1	
L— 476	L — 1998	External Brake Band Pin	x	2	.15
	SP— 614	External Brake Band Pin Washer .....	x	2	
	SP— 391	External Brake Band Pin Cotter .....	x	2	
L— 477	L — 10001	Ext. Brake Band Eye Bolt	x	1	.30
L— 478	L — 10004	Ext. Brake Band Eye Bolt Yoke .....	x	1	.35
L— 479	L — 10011	Ext. Brake Band Expander Pin .....	x	1	.10
	SP— 394	Ext. Brake Band Expander Pin Cotter .....	x	1	
L— 480	L — 1999	Ext. Brake Band Spring Clip .....	x	1	.15
<b>MISCELLANY</b>					
L— 484	L — 1996	External Brake Band Sup- port Spring .....	x	2	.25
L— 485	L — 1997	Ext. Brake Band Support Spring Pin .....	x	2	.10
<b>TRANSMISSION CONTROL LEVER</b>					
L— 490	L — 5151	<b>ASSEMBLY</b> .....	4	1	6.00
Includes next six parts					
L— 491	L — 2596	Control Lever .....	x	1	6.00
	SP— 36	Control Lever Clamp Bolt	x	1	

Order from Dealer



Code	Symbol	Name	Plate Pcs.	Price
	SP— 634	Control Lever Bolt Lock Washer .....	x 1	
	SP— 212	Control Lever Bolt Nut ..	x 1	
	SP— 382	Control Lever Bolt Cotter	x 1	
G— 625	GD— 1315	Control Lever Key .....	x 1	.05
<b>CONTROL LEVER TUBE</b>				
L— 495	L — 5152	ASSEMBLY .....	4 1	3.50
Includes parts to L-500				
L— 496	L —10233	Outer Tube .....	x 1	.75
L— 497	L —10203	Tube Bridge .....	x 1	1.50
L— 498	L —10232	Inner Tube .....	x 1	.50
G— 632	GD— 1233	Shifter Lever .....	x 1	.75
	SP— 36	Shifter Lever Bolt .....	x 1	
	SP— 634	Shifter Lever Bolt Lock Washer .....	x 1	
	SP— 212	Shifter Lever Bolt Nut ...	x 1	
	SP— 382	Shifter Lever Bolt Cotter..	x 1	
G— 625	GD— 1315	Shifter Lever Key .....	x 1	.05
<b>GEAR SHIFTING TUBE</b>				
L— 500	L — 5153	ASSEMBLY .....	x 1	4.00
Includes parts to L-507				
L— 501	L — 1904	Gear Shifter Tube .....	4 1	2.50
G— 638	GD— 1255	Gear Shifter Tube Connection .....	x 1	1.00
	SP— 27	Connection Bolt .....	x 2	
	SP— 633	Connection Bolt Lock Washer .....	x 2	
	SP— 211	Connection Bolt Nut .....	x 2	
	SP— 371	Connection Bolt Cotter...	x 2	
L— 502	L —10631	Shifting Tube Rear Connection .....	x 1	.30
	SP— 1714	Shifting Tube Rear Connection Screw .....	x 1	
	SP— 633	Shifting Tube Rear Connection Screw Washer ..	x 1	
L— 503	L — 1903	Shifting Rod .....	4 1	.35
<b>MISCELLANY</b>				
L— 507	L —10231	Shift Rod Turnbuckle ....	4 2	.35
	SP— 1277	Turnbuckle Lock Nut, L. H. ....	x 2	
	SP— 213	Turnbuckle Lock Nut, R. H. ....	x 2	
L— 508	L —10246	Shift Rod Yoke End .....	4 1	.15
L— 509	L — 2567	Shift Rod Yoke .....	4 2	1.75

Follow Instructions

## PRICE LIST OF PARTS

33

Code	Symbol	Name	Plate	Pcs.	Price
<b>TORQUE TUBE</b>					
L—	515 L —	1970 ASSEMBLY .....	4	1	15.50
Includes parts to L-524					
L—	516 L —	2501 Torque Tube .....	x	1	7.50
G—	652 GD—	1239 Torque Tube Front Ring ..	x	1	1.00
L—	517 L —	2574 Torque Tube Rear Connection .....	x	1	3.50
	SP—	566 Torque Tube Rear Connection Screw .....	x	1	
L—	518 L —	3548 Shifter Rod Bracket .....	x	1	2.25
L—	519 L —	10227 Shifter Rod Bracket Front Cap .....	x	1	.60
L—	520 L —	10228 Shifter Rod Bracket Rear Cap .....	x	1	.60
G—	660 GD—	1269 Bracket Cap Bolt .....	x	4	.05
	SP—	632 Bracket Cap Bolt Lock Washer .....	x	4	
G—	661 GD—	1271 Bracket Cap Bolt Nut .....	x	4	.05
	SP—	371 Bracket Cap Bolt Cotter..	x	4	
	SP—	483 Bracket Set Screw .....	x	1	
<b>TORQUE TUBE MISCELLANY</b>					
L—	524 L —	10215 Shifter Rod Front Guide..	4	1	2.00
L—	525 L —	10216 Shifter Rod Front Guide Cap .....	4	1	1.20
	SP—	1573 Shifter Rod Front Guide Cap Oiler .....	x	1	
	SP—	15 Shifter Rod Front Guide Cap Ball .....	x	1	
	SP—	676 Shifter Rod Front Guide Cap Screw .....	x	2	
L—	526 L —	10214 Shifter Rod Rear Guide ..	4	1	2.00
L—	527 L —	10629 Shifter Rod Rear Guide Plug .....	x	1	.20
	SP—	271 Rear Cap Oiler .....	x	1	
L—	528 L —	3545 Torque Tube Bracket ....	x	1	10.00
L—	529 L —	10234 Torque Tube Bracket Bushing .....	x	2	.60
L—	530 L —	10204 Torque Tube Bracket Cap	x	2	1.00
	SP—	1145 Torque Tube Bracket Cap Screw .....	x	4	
	SP—	634 Bracket Cap Screw Lock Washer .....	x	4	
	SP—	31 Bracket Attaching Bolt...	x	5	
	SP—	634 Bracket Attaching Bolt Lock Washer .....	x	5	
	SP—	212 Bracket Attaching Bolt Nut	x	5	

Order from Dealer

Code	Symbol	Name	Plate Pcs.	Price
	SP— 382	Bracket Attaching Bolt Cotter .....	x 5	
G— 671	GD— 1236	Torque Tube Trunnion— Left .....	x 1	1.80
G— 672	GD— 1237	Torque Tube Trunnion— Right .....	x 1	1.80
	SP— 27	Torque Tube Trunnion Bolt .....	x 2	
	SP— 633	Torque Tube Trunnion Bolt L. Washer .....	x 2	
	SP— 211	Torque Tube Trunnion Bolt Nut .....	x 2	
	SP— 371	Torque Tube Trunnion Bolt Cotter .....	x 2	
	SP— 971	Torque Tube Trunnion Oiler .....	x 1	

## MAIN DRIVE SHAFT

L— 535	L —10130	ASSEMBLY .....	x 1	20.00
		Includes parts to Miscellany		
L— 536	L — 1948	Main Drive Shaft .....	4 1	5.00
G— 682	GD— 1517	Main Drive Shaft End ...	4 1	1.50
G— 683	GD— 1518	Main Drive Shaft Yoke ..	4 1	2.75
G— 684	GD— 1519	Main Drive Shaft Yoke Pin	x 1	.40
L— 537	L —10222	Reinforcement .....	x 1	.35
L— 538	L —10207	Reinforcement Sleeve ...	4 1	1.50
G— 687	GD— 1632	Clutch Shifting Trunnion ..	4 1	2.50
G— 686	GD— 1633	Stationary Ball Ring .....	x 1	1.00
G— 688	GD— 1634	Adjusting Ball Ring .....	x 1	1.00
	SP— 14	Bearing Ball .....	x 36	
L— 539	L —10218	Lug Washer .....	x 2	.05
L— 540	L —10221	Lock Nut .....	x 2	.10
L— 541	L —10348	Brake Drum .....	x 1	2.00
L— 542	L —10178	Brake Drum Key .....	x 1	.05
L— 543	L — 2539	Universal Yoke .....	4 1	1.75
L— 542	L —10178	Universal Yoke Key .....	x 1	.05

## MISCELLANY

G— 700	GD— 1523	Drive Shaft Conn. Housing	x 1	1.00
G— 698	GD— 2105	Drive Shaft Conn. Block ..	x 1	5.00
G— 699	GD—11045	Drive Shaft Conn. Screw ..	x 1	.10
L— 546	L — 2538	Universal Joint Block ...	x 1	1.75
L— 547	L —10073	Universal Joint Block Plate	x 2	.05
L— 279	L —10072	Universal Joint Bushing ..	x 2	.60
L— 280	L —10105	Universal Joint Bushing Lock Pin .....	x 2	.05
L— 281	L —10088	Lock Pin Spring .....	x 2	.05
	SP— 131	Universal Joint Clamp Bolt	x 2	

Follow Instructions

## PRICE LIST OF PARTS

35

Code	Symbol	Name	Plate Pcs.	Price
	SP— 633	Universal Joint Clamp Bolt		
		L. Washer .....	x 2	
	SP— 211	Universal Joint Clamp Bolt		
		Nut .....	x 2	
	SP— 371	Universal Joint Clamp Bolt		
		Cotter .....	x 2	

## CLUTCH PEDAL SHAFT

L— 550	L — 2590	ASSEMBLY .....	4 1	6.50
		Includes parts to Miscellany		
G— 718	GD— 342	Clutch Pedal Lever .....	x 1	2.50
L— 551	L —10387	Clutch Pedal Tube .....	x 1	2.00
G— 711	GD— 1715	Clutch Pedal Tube Bushing	x 2	.10
G—1712	GD— 1674	Clutch Shifter Crank .....	x 2	.75
G—1713	GD— 1675	Clutch Shifter Crank End Pin .....	x 2	.05
	SP— 371	Clutch Shifter Crank Pin Cotter .....	x 4	
L— 552	L —10347	Clutch Brake Control Yoke	x 1	1.00

## MISCELLANY

G— 719	GD— 1555	Clutch Pedal Pad .....	x 1	.50
G— 720	GD— 1556	Clutch Pedal Pad Plate ..	x 2	.05
	SP— 33	Clutch Pedal Plate Bolt ..	x 2	
	SP— 634	Clutch Pedal Plate Bolt Washer .....	x 2	
	SP— 212	Clutch Pedal Plate Bolt Nut .....	x 2	
	SP— 381	Clutch Pedal Plate Bolt Cotter .....	x 2	

## CLUTCH BRAKE SHOE

L— 554	L — 5190	ASSEMBLY .....	4 1	1.60
		Includes next six parts		
L— 555	L —10352	Clutch Brake Shoe .....	x 1	1.00
L— 556	L —10353	Clutch Brake Shoe Liner ..	x 1	
L— 557	L —10351	Clutch Brake Shoe Pin ...	x 1	
	SP— 371	Clutch Brake Shoe Pin Cot- ter .....	x 1	.10
L— 558	L —10349	Clutch Brake Rod End ....	x 2	.25
	SP— 222	Clutch Brake Rod End Nut	x 2	

## EMERGENCY BRAKE LEVER

G— 725	GD— 5029	ASSEMBLY .....	4 1	7.00
		Includes parts to L-565		
G— 726	GD— 2109	Emergency Brake Lever ..	x 1	6.00

Order from Dealer

Code	Symbol	Name	Plate Pcs.	Price
	SP— 35	Emergency Brake Lever		
		Bolt .....	x 1	
	SP— 634	Emergency Brake Lever		
		Bolt L. Washer .....	x 1	
	SP— 212	Emergency Brake Lever		
		Bolt Nut .....	x 1	
	SP— 382	Emergency Brake Lever		
		Bolt Cotter .....	x 1	
G— 618	GD—1456	Latch Rod Button .....	x 1	.25
G— 619	GD—1457	Latch Rod Button Spring.	x 1	.05
G— 729	GD—1863	Latch Rod .....	x 1	.10
G— 730	GD—1141	Latch Rod Yoke .....	x 1	.30
G— 731	GD—1521	Latch Rod Pawl .....	x 1	.25
G— 732	GD—1354	Latch Rod Pawl Pivot		
		Screw .....	x 1	.10

## EMERGENCY BRAKE LEVER SHAFT

L— 565	L — 5154	ASSEMBLY .....	x 1	4.75
		Includes next seven parts		
L— 566	L —10238	Brake Shaft .....	x 1	2.00
L— 567	L —10212	Brake Shaft Lever—Right.	4 1	2.00
	SP— 752	Brake Shaft Lever Bolt ..	x 1	
L— 568	L —10236	Brake Shaft Lever Key ...	x 2	.10
G— 737	GD—1738	Brake Shaft End Lever ..	4 1	.60
	SP— 62	Brake Shaft End Lever		
		Bolt .....	x 1	
	SP— 231	Brake Shaft End Lever		
		Bolt Nut .....	x 1	

## MISCELLANY

L— 571	L —10202	Emergency Brake Shaft		
		Bracket .....	x 2	1 50
	SP— 1052	Bracket Cap Screw .....	x 6	
	SP— 634	Bracket Cap Screw Lock		
		Washer .....	x 6	
	SP— 222	Bracket Cap Screw Nut ..	x 6	
L— 568	L —10236	Brake Lever Key .....	x 1	.10

## BRAKE AND CONTROL LEVER BRACKET

L— 575	L — 5155	ASSEMBLY .....	x 1	13.50
		Includes next seven parts		
L— 576	L — 3566	Sector Bracket .....	4 1	12.00
G— 748	GD—1321	Control Lever Sector ....	x 1	.50
G— 747	GD—1319	Brake Lever Sector .....	x 1	1.00
G— 750	GD—1361	Sector Bolt .....	x 2	.15

Follow Instructions

## PRICE LIST OF PARTS

37

Code	Symbol	Name	Plate Pcs.	Price
	SP— 634	Sector Bolt Lock Washer.	x 2	
	SP— 1273	Sector Bolt Nut .....	x 2	
	SP— 253	Sector Bracket Oiler ....	x 1	

## MISCELLANY

L— 577	L — 2546	Brake Shaft Bracket .....	x 1	3.00
	SP— 1149	Cap Screw—Long .....	x 1	
	SP— 1145	Cap Screw—Short .....	x 2	
	SP— 634	Cap Screw Lock Washer.	x 3	
	SP— 212	Cap Screw Nut .....	x 1	
	SP— 32	Bracket Attaching Bolt ..	x 2	
	SP— 31	Bracket Attaching Bolt ..	x 1	
	SP— 634	Bracket Attaching Bolt Washer .....	x 3	
	SP— 212	Bracket Attaching Bolt Nut .....	x 3	
	SP— 382	Bracket Attaching Bolt Cotter .....	x 3	

## FOOT BRAKE LEVER

L— 580	L — 2610	ASSEMBLY .....	x 1	6.00
		Includes parts to Miscellany		
G— 757	GD— 396	Foot Brake Lever .....	x 1	2.50
	SP— 362	Taper Pin .....	x 2	
L— 581	L —10237	Foot Brake Lever Shaft...	x 1	1.25
L— 582	L —10211	Brake Shaft Lever .....	4 1	2.00
L— 568	L —10236	Brake Shaft Lever Key ..	x 1	.10
	SP— 663	Brake Shaft Lever Cap Screw .....	x 1	
	SP— 1597	Brake Shaft Lever Stop Screw .....	x 1	
	SP— 221	Brake Shaft Lever Stop Screw Nut .....	x 1	

## MISCELLANY

G— 719	GD—1555	Foot Brake Lever Pad ....	x 1	.50
G— 720	GD—1556	Foot Brake Lever Pad Plate .....	x 2	.05
	SP— 33	Foot Brake Lever Pad Plate Bolt .....	x 2	
	SP— 634	Bolt Lock Washer .....	x 2	
	SP— 212	Bolt Nut .....	x 2	
	SP— 381	Bolt Cotter .....	x 2	

Order from Dealer

Code	Symbol	Name	Plate Pcs.	Price
G— 764	GD— 1648	Pedal Shaft Bracket . . . . .	x 2	.60
	SP— 31	Pedal Shaft Bracket Bolt..	x 4	
	SP— 32	Pedal Shaft Bracket Bolt..	x 2	
	SP— 634	Bracket Bolt Lock Washer	x 6	
	SP— 212	Bracket Bolt Nut . . . . .	x 6	
	SP— 381	Bracket Bolt Cotter . . . . .	x 6	
	SP— 271	Bracket Oiler . . . . .	x 2	
L— 585	L —10357	Pedal Shaft Stop Bracket	6 1	.30
L— 586	L —10235	Pedal Releasing Spring ..	x 1	.05

## INTERMEDIATE BRAKE SHAFT

L— 590	L — 5156	ASSEMBLY . . . . .	x 1	11.00
Includes parts to Miscellany				
L— 591	L —10359	Inner Tube . . . . .	x 1	1.50
L— 592	L —10358	Outer Tube . . . . .	x 1	2.00
L— 593	L —10356	Emergency Brake Lever..	4 2	1.50
G— 774	GD— 1298	Brake Shaft Collar . . . . .	x 4	.25
	SP— 483	Brake Shaft Collar Set Screw . . . . .	x 4	
L— 594	L —10354	Foot Brake Double Lever	4 1	2.00
L— 595	L —10355	Foot Brake Single Lever..	4 1	1.70
G— 760	GD— 1747	Foot Brake Lever Key ...	x 2	.05

## MISCELLANY

L— 596	L —10181	Foot Brake Double Lever Spring . . . . .	x 1	.15
	SP— 752	Shaft Bracket Cap Screw..	x 2	
	SP— 27	Shaft Bracket Clamp Bolt	x 2	
	SP— 633	Shaft Bracket Clamp Bolt L. Washer . . . . .	x 2	
	SP— 211	Shaft Bracket Clamp Bolt Nut . . . . .	x 2	
	SP— 371	Shaft Bracket Clamp Bolt Cotter . . . . .	x 2	

## FOOT BRAKE PULL ROD

L— 600	L —10360	ASSEMBLY .. . . . .	x 1	1.25
Includes parts to L-605				
L— 601	L —10580	Pull Rod—Long End ....	x 1	.70
L— 602	L —10124	Yoke End . . . . .	x 1	.25
G— 793	GD— 1734	Turnbuckle . . . . .	x 1	.30
G— 794	GD— 1735	Turnbuckle Nut—R. H. Thread . . . . .	x 1	.05
G— 795	GD— 1736	Turnbuckle Nut—L. H. Thread . . . . .	x 1	.05

Follow Instructions

## PRICE LIST OF PARTS

39

Code	Symbol	Name	Plate Pcs.	Price
	SP— 312	Clevis Pin .....	x 2	
	SP— 391	Clevis Pin Cotter .....	x 2	

**EMERGENCY BRAKE FRONT PULL ROD**

L— 605	L —10370	<b>ASSEMBLY</b> .....	x 2	1.15
Includes parts to L-608				
L— 606	L —10610	Pull Rod—Long End ....	x 1	.60
L— 602	L —10124	Yoke End .....	x 1	.25
G— 793	GD—1734	Turnbuckle .....	x 1	.30
G— 794	GD—1735	Turnbuckle Nut—R. H. Thread .....	x 1	.05
G— 795	GD—1736	Turnbuckle Nut—L. H. Thread .....	x 1	.05
	SP— 312	Clevis Pin .....	x 2	
	SP— 391	Clevis Pin Cotter .....	x 2	

**FOOT BRAKE REAR PULL ROD**

L— 608	L —10380	<b>ASSEMBLY</b> .....	x 2	1.25
Includes next five parts				
L— 609	L —10620	Pull Rod .....	x 1	1.10
G— 796	GD—1513	Yoke End .....	x 1	.15
G— 807	GD—1512	Yoke End Lock Nut .....	x 1	.05
	SP— 312	Clevis Pin .....	x 2	
	SP— 391	Clevis Pin Cotter .....	x 2	

**EMERGENCY BRAKE REAR PULL ROD**

L— 613	L —10390	<b>ASSEMBLY</b> .....	x 2	1.50
Includes next five parts				
L— 614	L —10630	Pull Rod .....	x 1	1.30
G— 796	GD—1513	Yoke End .....	x 1	.15
G— 807	GD—1512	Yoke End Lock Nut .....	x 1	.05
	SP— 312	Clevis Pin .....	x 2	
	SP— 391	Clevis Pin Cotter .....	x 2	

**STEERING GEAR**

L— 625	L — 5157	<b>ASSEMBLY</b> .....	x 1	80.00
Includes parts to L-685				
L— 626	L — 5158	Spark Control Assm.....	x 1	3.00
L— 627	L — 5159	Throttle Control Assm....	x 1	3.50
L— 628	L — 5160	Segment Assm. ....	x 1	5.00
F— 799	FD— 5096	Steering Wheel Assm. ...	x 1	14.00
L— 629	L — 5161	Steering Post Outer Casing Assm. ....	x 1	12.00

Order from Dealer



Code	Symbol	Name	Plate	Pcs.	Price
L— 630	L — 5162	Steering Post Assm. ....	x	1	13.00
G— 828	GD— 5037	Lower Half Gear Case Assm. ....	5	1	7.50

**SPARK CONTROL**

L— 626	L — 5158	ASSEMBLY .....	x	1	3.00
Includes next six parts					
G— 917	GG— 5043	Spark Hand Lever Assm..	x	1	1.25
L— 639	L —10092	Spark Control Rod .....	5	1	.75
	SP— 322	Spark Control Rod Pin....	x	1	
G— 919	HG— 121	Spark Control Pinion ....	5	1	1.00
F— 809	HG— 117	Spacer Washer—Thick....	x	1	.05
F— 810	HG— 118	Spacer Washer—Thin....	x	1	.05

**SPARK HAND LEVER**

G— 917	GG— 5043	ASSEMBLY .....	x	1	1.25
Includes next four parts					
G— 925	HG— 137	Hand Lever .....	5	1	1.25
G— 909	HG— 108	Hand Lever Plunger .....	x	1	.05
G— 910	HG— 136	Hand Lever Plunger Pin..	x	1	
G— 911	HG— 109	Hand Lever Plunger Spring	x	1	.05

**SPARK CONTROL MISCELLANY**

G— 920	HG— 119	Spark Control Gear .....	5	1	1.65
G— 903	HG— 124	Spark Control Gear Bear- ing .....	x	1	.30
L— 643	L —10106	Spark Control Gear Shaft	x	1	.10
G— 922	HG— 128	Spark Lever on Gear Shaft	x	1	.20
	SP— 321	Spark Lever Pin .....	x	1	
*L—644	L — 3590	Horizontal Spark Shaft Assm. ....	x	1	4.00

**THROTTLE CONTROL**

L— 627	L — 5159	ASSEMBLY .....	x	1	3.50
Includes next seven parts					
G— 898	GH— 5042	Throttle Hand Lever Assm. ....	x	1	1.35
L— 648	L —10094	Throttle Control Tube ....	5	1	1.00
F— 820	HH— 133	Throttle Control Tube Bushing .....	x	2	.05
	SP— 322	Throttle Control Tube Pin	x	1	

\*This assembly is not included in Steering Gear Assm., but is noted here because of close connection with it. See page 60

Follow Instructions

## PRICE LIST OF PARTS

41

Code	Symbol	Name	Plate Pcs.	Price
G— 900	HH— 141	Throttle Control Pinion...	5 1	1.00
F— 821	HH— 136	Spacer Washer—Thick ...	x 2	.05
F— 822	HH— 137	Spacer Washer—Thin ....	x 2	.05

## THROTTLE HAND LEVER

F— 898	GH— 5042	ASSEMBLY .....	x 1	1.35
Includes next six parts				
G— 908	HH— 167	Hand Lever .....	5 1	1.25
G— 909	HG— 108	Hand Lever Plunger .....	x 1	.05
G— 910	HG— 136	Hand Lever Plunger Pin ..	x 1	
G— 911	HG— 109	Hand Lever Plunger Spring .....	x 1	.05
G— 912	HG— 105	Hand Lever Bolt .....	x 1	.05
G— 913	HG— 106	Hand Lever Bolt Nut ....	x 1	.05

## MISCELLANY

G— 901	HH— 139	Throttle Control Gear ....	5 1	1.65
F— 825	HH— 142	Throttle Control Gear Shaft .....	x 1	.10
G— 903	HG— 124	Throttle Gear Shaft Bush- ing .....	x 1	.30
G— 904	HH— 143	Throttle Gear Shaft Lever	x 1	.20
	SP— 482	Throttle Gear Shaft Lever Screw .....	x 1	
	SP— 321	Throttle Gear Shaft Lever Pin .....	x 1	
L— 652	GH— 1803	Throttle Control Gear Tube Lever .....	x 1	.30
	SP— 555	Throttle Control Gear Tube Lever Screw ....	x 1	
	SP— 631	Lever Screw Lock Wash- er .....	x 1	

## SEGMENT BRACKET

L— 628	L — 5160	ASSEMBLY .....	x 1	5.00
Includes next nine parts				
G— 887	HG— 201	Segment Bracket .....	5 1	2.50
F— 828	HG— 104	Segment .....	5 1	.75
G— 889	HG— 111	Segment Screws .....	x 2	.05
L— 654	L —10091	Segment Bracket Tube...	5 1	1.65
G— 892	HG— 114	Segment Bracket Tube Bushing .....	x 2	.05
G— 890	HG— 139	Segment Bracket Pin .....	x 1	
G— 893	HG— 127	Segment Tube Lower Bracket .....	5 1	.20

Order from Dealer

Code	Symbol	Name	Plate Pcs.	Price
	SP— 1182	Lower Bracket Screw . . . .	x 2	
	SP— 632	Lower Bracket Screw Lock Washer . . . . .	x 2	

## STEERING WHEEL

F— 799	FD— 5096	ASSEMBLY . . . . .	x 1	14.00
Includes next three parts				
F— 834	HD— 347	Steering Wheel Spider . . . .	x 1	
F— 835	HD— 215	Steering Wheel Rim . . . . .	x 1	
	SP— 591	Steering Wheel Rim Screw . . . . .	x 12	

## MISCELLANY

F— 838	HD— 1149	Steering Wheel Nut . . . . .	5 1	.60
	SP— 182	Steering Wheel Key . . . . .	x 2	

## STEERING POST OUTER TUBE

L— 629	L — 5161	ASSEMBLY . . . . .	x 1	12.00
Includes next six parts				
L— 660	L —10093	Steering Post Outer Tube	x 1	4.50
F— 848	HD— 1137	Upper Bearing Cone . . . . .	x 1	
L— 661	L —10435	Upper Bearing Collar . . . . .	x 1	.10
L— 662	L —10182	Tube Center Collar . . . . .	x 1	
L— 663	L — 3527	Upper Half Gear Case . . . . .	x 1	7.50
G— 847	HD— 1119	Lower Bearing Cup . . . . .	x 1	.60

## MISCELLANY

L— 667	L —10086	Outer Tube Casing . . . . .	5 1	2.85
F— 857	HD— 1138	Upper Ball Cup . . . . .	x 1	.60
F— 858	HD— 1139	Upper Ball Retainer . . . . .	x 1	.10
	SP— 12	Upper Bearing Balls . . . . .	x 22	
G— 857	HD— 1141	Upper Bearing Dust Wash- er . . . . .	x 1	.05
G— 882	HD— 1143	Upper Bearing Lock Nut..	x 1	.15
G— 883	HD— 1142	Upper Bearing Lug Wash- er . . . . .	x 1	.05
L— 668	L — 2543	Steering Gear Dash Bracket . . . . .	x 1	5.00
	SP— 14	Lower Bearing Ball . . . . .	x 16	
G— 848	HD— 1121	Lower Bearing Ball Re- tainer . . . . .	x 1	.10
	SP— 413	Gear Case Oil Plug . . . . .	x 1	
	SP— 682	Dash Bracket Bolt . . . . .	x 4	

Follow Instructions

## PRICE LIST OF PARTS

43

Code	Symbol	Name	Plate	Pcs.	Price
	SP— 612	Dash Bracket Bolt Wash- er .....	x	4	
	SP— 204	Dash Bracket Bolt Nut ..	x	4	
<b>STEERING POST</b>					
L— 630	L — 5162	<b>ASSEMBLY</b> .....	x	1	13.00
Includes next six parts					
L— 672	L —10095	Steering Post .....	5	1	7.25
G— 879	HD—1123	Steering Worm Nut .....	x	2	.15
	SP— 182	Steering Worm Key ....	x	2	
G— 878	HD— 236	Steering Worm .....	5	1	7.50
G— 877	HD—1122	Steering Post Lower Bear- ing Cone .....	x	1	.50
G— 876	HD— 165	Steering Post Bushing ....	x	2	.10
<b>LOWER HALF GEAR CASE</b>					
G— 828	GD— 5037	<b>ASSEMBLY</b> .....	5	1	7.50
Includes next five parts					
G— 865	HD— 332	Lower Half Gear Case ....	x	1	6.25
G— 866	HD— 219	Lower Half Gear Case Cap	x	1	1.35
	SP—1183	Cap to Case Bolt .....	x	4	
	SP— 632	Cap to Case Bolt Lock Washer .....	x	4	
	SP— 413	Oil Plug .....	x	1	
<b>GEAR CASE MISCELLANY</b>					
	SP— 34	Gear Case End Bolt .....	x	4	
	SP— 753	Gear Case Center Bolt ....	x	2	
	SP— 212	Gear Case End Bolt Nut...	x	4	
	SP— 383	Gear Case End Bolt Cotter	x	4	
	SP— 634	Gear Case Bolt Lock Washer .....	x	6	
	SP— 516	Sector Adjusting Screw— Long .....	x	1	
	SP— 1694	Sector Adjusting Strew— Short .....	x	1	
G— 870	HD—1134	Sector Adjusting Screw Lock Nut .....	x	2	.05
G— 930	HD— 235	Steering Gear Sector .....	5	1	7.50
G— 931	HD—1124	Sector Bearing Cone .....	5	2	2.35
G— 932	HD—1125	Sector Bearing Cup .....	5	2	1.20
G— 933	HD—1126	R. H. Eccentric .....	5	1	2.00
G— 934	HD—1127	L. H. Eccentric .....	5	1	2.00
G— 935	HD—1128	Eccentric Lock Plate ....	x	1	.05
G— 936	HD—1131	R. H. Adjusting Plug .....	5	1	.60
G— 937	HD—1129	L. H. Adjusting Plug .....	5	1	.50

Order from Dealer

Code	Symbol	Name	Plate	Pcs.	Price
G— 938	HD— 1132	Adj. Plug Dust Washer ..	x	1	.05
G— 939	HD— 1133	Adj. Plug Lock Ring ....	x	2	.30
	SP— 531	Adj. Plug Lock Ring Screw	x	2	
L— 677	L — 1978	Steering Crank .....	5	1	1.75
G— 942	HD— 1148	Steering Crank Nut .....	x	1	.10
	SP— 393	Steering Crank Nut Cotter	x	1	
	SP— 36	Steering Gear Clamp Bolt	x	1	
	SP— 634	Steering Gear Clamp Bolt Washer .....	x	1	
	SP— 212	Steering Gear Clamp Bolt Nut .....	x	1	
	SP— 381*	Steering Gear Clamp Bolt Cotter .....	x	1	

## SIDE STEERING TUBE

L— 685	L — 2720	ASSEMBLY .....	x	1	8.00
		Includes parts to L-644			
L— 686	L —10519	Side Steering Tube .....	x	1	5.00
L— 687	L —10522	Side Steering Tube—Front End .....	x	1	
L— 688	L —10524	Side Steering Tube—Rear End .....	x	1	
L— 689	L —10523	Front End Plug .....	x	1	.30
	SP— 395	Front End Plug Cotter ..	x	1	
L— 690	L —10525	Rear End Sleeve .....	x	1	1.20
L— 691	L —10526	Rear End Sleeve Plug ...	x	1	.25
	SP— 395	Rear End Sleeve Plug Cot- ter .....	x	1	
L— 692	L —10527	Rear End Sleeve Taper Pin .....	x	1	.05
	SP— 372	Rear End Sleeve Taper Pin Cotter .....	x	1	
L— 693	L —10528	Forward Ball Socket .....	x	1	.50
L— 694	L —10529	Forward Ball Socket Taper Pin .....	x	1	.05
	SP— 372	Forward Ball Socket Taper Pin Cotter .....	x	1	
L— 695	L —10531	Rear Ball Socket .....	x	1	.50
L— 696	L —10532	Ball Socket Spring .....	x	2	.10

MAGNETO AND TIMER CONTROL  
ROCKER SHAFT

L— 644	L — 3590	ASSEMBLY .....	x	1	4.00
		Includes parts to Miscellany			
L— 700	L —10108	Rocker Shaft .....	6	1	.15
L— 701	L —10109	Rocker Shaft Forward Bracket .....	x	1	.75

Follow Instructions

## PRICE LIST OF PARTS

45

Code	Symbol	Name	Plate	Pcs.	Price
	SP— 931	Rocker Shaft Forward Bracket Screw .....	x	2	
L— 702	L —10115	Rocker Shaft Collar .....	x	1	.05
	SP— 372	Rocker Shaft Collar Cotter	x	1	
L— 703	L —10111	Rocker Shaft Rear Bracket	x	1	.85
	SP— 25	Rocker Shaft Bracket Bolt	x	2	
	SP— 633	Bracket Bolt Lock Washer	x	2	
	SP— 211	Bracket Bolt Nut .....	x	2	
L— 704	L —10192	Magneto Lever .....	6	1	.50
	SP— 321	Magneto Lever Pin .....	x	1	
L— 705	L —10112	Magneto Lever Conn. Link	x	1	.10
L— 706	L —10114	Magneto Lever Conn. Link Pin .....	x	2	.05
	SP— 381	Magneto Lever Conn. Link Cotter .....	x	2	
F—1166	KG— 1893	Rocker Shaft Operating Lever .....	6	1	.25
	SP— 491	Rocker Shaft Operating Lever Pin .....	x	1	
L— 707	L —10107	Conn. Link to Steering Gear .....	x	1	.10
G—1065	HH— 164	Conn. Link Eye .....	x	2	.15
G—1066	HH— 166	Conn. Link Eye Pin ....	x	2	.05
	SP— 371	Conn. Link Eye Pin Cot- ter .....	x	2	
L— 708	L —10193	Rocker Shaft Rear End Lever .....	6	1	.15
	SP— 371	Rocker Shaft Rear End Lever Pin .....	x	1	
L— 709	L —10113	Conn. Link to Secondary Shaft .....	x	1	.10
G—1065	HH— 164	Conn. Link Eye .....	x	2	.15
G—1066	HH— 166	Conn. Link Eye Pin .....	x	2	.05
	SP— 371	Conn. Link Eye Pin Cotter	x	2	
L— 710	L —10116	Secondary Shaft .....	6	1	.10
L— 708	L —10193	Secondary Shaft Lever .....	6	2	.15
	SP— 321	Secondary Shaft Lever Pin	x	2	

## MISCELLANY

L— 714	L —10117	Secondary Shaft to Timer Connecting Link .....	x	1	.05
G—1065	HH— 164	Conn. Link Eye .....	x	2	.15
G—1066	HH— 166	Conn. Link Eye Pin ....	x	2	.05
	SP— 371	Conn. Link Eye Pin Cotter	x	2	
F—1120	FG— 145	Timer Operating Lever ..	6	1	.25
	SP— 321	Timer Operating Lever Pin .....	x	1	
	SP— 491	Timer Operating Lever Screw .....	x	1	

Order from Dealer

Code	Symbol	Name	Plate	Pcs.	Price
<b>TIMER DRIVING SHAFT</b>					
L— 720	L — 5163	<b>ASSEMBLY</b> .....	x	1	18.00
Includes next two assemblies					
F—1138	FG— 5113	Gear Box Assembly .....	x	1	10.50
L— 721	L — 5164	Driving Shaft Assembly ..	x	1	7.50
<b>TIMER GEAR BOX</b>					
F—1138	FG— 5113	<b>ASSEMBLY</b> .....	x	1	10.50
Includes parts to Miscellany					
F—1140	FG— 201	R. H. Gear Housing .....	6	1	2.00
F—1141	FG— 202	L. H. Gear Housing .....	6	1	2.00
	SP— 1183	Gear Housing Bolt—Long	x	2	
	SP— 1182	Gear Housing Bolt—Short	x	3	
	SP— 632	Gear Housing Bolt Lock Washer .....	x	5	
	SP— 205	Gear Housing Bolt Nut...	x	2	
	SP— 341	Gear Housing Pin .....	x	2	
F—1142	FG— 105	Gear Housing Upper Bush- ing .....	x	1	.50
F—1143	FG— 104	Gear Housing Lower Bush- ing .....	x	1	.90
F—1144	FG— 103	Driven Gear .....	6	1	2.75
	SP— 321	Driven Gear Pin .....	x	1	
F—1145	FG— 102	Driving Gear .....	6	1	1.75
F—1146	FG— 106	Driving Gear Shaft .....	x	1	.25
	SP— 321	Driving Gear Pin .....	x	1	
<b>MISCELLANY</b>					
	SP— 971	Gear Housing Oiler .....	x	1	
<b>DRIVING SHAFT</b>					
L— 721	L — 5164	<b>ASSEMBLY</b> .....	x	1	7.50
Includes parts to L-730					
L— 722	L —10642	Driving Shaft .....	x	1	.70
F—1150	FG— 154	Driving Shaft Thrust Washer .....	x	1	.05
F— 153	FA— 176	Driving Shaft Yoke .....	6	3	1.25
F—1151	FA— 183	Driving Shaft Slotted Yoke	6	1	2.30
F—1152	FA— 186	Universal Coupling Block..	6	2	.20
F—1153	FA— 187	Universal Coupling Set Screw .....	x	8	.05
F—1154	FA— 188	Universal Coupling Set Screw Nut .....	x	8	.05

Follow Instructions

## PRICE LIST OF PARTS

47

Code	Symbol	Name	Plate Pcs.	Price
	SP— 321	Taper Pin .....	x 3	
F—1155	FA— 184	Slotted Yoke Key .....	x 1	.05
F—1156	FA— 185	Slotted Yoke Sleeve .....	x 1	.15
F—1157	FA— 191	Slotted Yoke Sleeve Screw .....	x 1	.05
F—1158	FG— 108	Drive Shaft Pin .....	x 1	
F—1159	FG— 109	Drive Shaft Pin Collar ..	x 1	.05

## RADIATOR AND MISCELLANY

L— 730	L — 3500	Radiator Complete .....	x 1	85.00
L— 731		Radiator Strainer .....	x 1	.60
L— 732		Radiator Cap .....	x 1	.75
L— 733	L —10633	Hose Connection—Outlet..	x 1	.20
L— 734	L —10639	Hose Connection Clamp ..	x 2	.25
L— 735	L —10103	Hose Connection—Inlet...	x 1	.20
L— 736	L —10443	Hose Clamp .....	x 2	.25
L— 737	L — 2550	Radiator Stay Rod Assm.	x 1	1 00
	SP— 754	Radiator Attaching Bolt..	x 4	
	SP— 1653	Radiator Attaching Bolt Nut .....	x 4	
L— 738	L —10415	Radiator Base Bolt Nut Lock .....	x 2	.05

## RADIATOR STAY ROD

L— 737	L — 2550	ASSEMBLY .....	x 1	1.00
L— 750	L —10083	Stay Rod .....	x 1	.40
G— 796	GD—1513	Stay Rod Yoke End .....	x 1	.15
G— 807	GD—1512	Stay Rod Yoke End Lock Nut .....	x 1	.05
	SP— 312	Yoke End Pin .....	x 1	
	SP— 391	Yoke End Pin Cotter.....	x 1	
F— 752	HF— 125	Acorn Dash Nut .....	x 1	.15
F— 764	HF— 124	Dash Plate .....	x 1	.15
	SP— 692	Dash Plate Screw .....	x 3	
	SP— 213	Stay Rod Lock Nut .....	x 1	

## CARBURETOR PRIMING ROD

L— 745	L —10510	ASSEMBLY .....	x 1	.50
		Includes next six parts		
L— 746	L —10511	Carburetor Priming Rod..	x 1	.10
G— 971	FH— 138	Carburetor Priming Rod Button .....	x 1	.30
G— 972	FH— 139	Carburetor Priming Rod Collar .....	x 2	.05

Order from Dealer



Code	Symbol	Name	Plate	Pcs.	Price
G— 973	FH— 141	Carburetor Priming Rod Spring .....	x	1	.05
	SP— 611	Carburetor Priming Rod Washer .....	x	1	
	SP— 371	Carburetor Priming Rod Cotter .....	x	1	

## HOOD AND MISCELLANY

L— 755	L — 3510	Hood Complete .....	x	1	30.00
G— 980	HE— 118	Hood Handle .....	x	2	.40
	SP— 111	Hood Handle Bolt .....	x	8	
	SP— 612	Hood Handle Bolt Washer .....	x	8	
	SP— 204	Hood Handle Bolt Nut ..	x	8	
G— 582	GE— 5044	Hood Lock Assembly .....	x	4	.60
L— 757	L — 2507	Hood Frame Strip—Right .....	x	1	.65
L— 758	L — 2508	Hood Frame Strip—Left..	x	1	.65
L— 759	L — 1902	Hood Frame Strip Flange .....	x	2	.30
	SP— 891	Hood Frame Strip Flange Screw .....	x	16	
	SP— 678	Hood Frame Strip Bolt...	x	2	
	SP— 633	Hood Frame Strip Bolt Lock Washer .....	x	2	
	SP— 208	Hood Frame Strip Bolt Nut .....	x	2	
G— 985	HC— 111	Hood Frame Strip Bolt Washer .....	x	2	

## HOOD LOCK

G— 982	GE— 5044	ASSEMBLY .....	x	4	.60
		Includes next six parts			
G— 992	HC— 109	Hood Lock Plate .....	x	1	.05
	SP— 692	Hood Lock Plate Screw...	x	3	
G— 990	GE— 1818	Hood Lock .....	x	1	.50
G— 991	GE— 1819	Hood Lock Spring .....	x	1	.05
	SP— 614	Hood Lock Washer .....	x	1	
	SP— 383	Hood Lock Cotter .....	x	1	

## DASH

L— 765	L — 4650	ASSEMBLY .....	x	1	12.00
		Includes next five parts			
L— 766	L — 3501	Dash Panel .....	x	1	8.00
L— 767	L — 2509	Dash Moulding .....	x	1	2.00
	SP— 694	Dash Moulding Screw .....	x	21	
L— 768	L — 3509	Hood Ledge .....	x	1	4.00
	SP— 724	Hood Ledge Screw .....	x	6	

Follow Instructions

## PRICE LIST OF PARTS

49

Code	Symbol	Name	Plate Pcs.	Price
<b>DASH MISCELLANY</b>				
L— 772	L — 2622	R. H. Lamp Bracket ....	x 1	1.75
L— 773	L — 2623	L. H. Lamp Bracket .....	x 1	1.75
	SP— 685	Lamp Bracket Screw ....	x 2	
	SP— 689	Lamp Bracket Screw ....	x 4	
G—1010	FE— 136	Lamp Bracket Screw Nut..	x 6	.10
L— 227	L —10189	Oiler Sight Feed Box ....	x 1	2.00
F— 776	FG— 153	Magneto Switch .....	x 1	1.50
*L—777	L — 3530	Atwater Kent Timer ....	x 1	85.00
	SP— 683	Timer Attaching Bolt ....	x 2	
	SP— 612	Timer Attaching Bolt Washer .....	x 2	
	SP— 204	Timer Attaching Bolt Nut	x 2	
	SP— 722	Timer Attaching Screw ..	x 2	
L— 778	L — 2612	R. H. Dash Brace .....	x 1	1.00
L— 779	L — 2613	L. H. Dash Brace .....	x 1	1.00
	SP— 685	Dash Brace Screw .....	x 4	
	SP— 1075	Dash Brace Screw Washer	x 4	
G—1010	FE— 136	Dash Brace Screw Nut ..	x 4	.10
F— 764	HF— 124	Radiator Stay Rod Dash Plate .....	x 1	.15
	SP— 692	Radiator Stay Rod Dash Plate Screw .....	x 3	
<b>LEAD WIRE HOUSING (Front of Dash)</b>				
L— 785	L —10520	<b>ASSEMBLY</b> .....	6 1	2.50
Includes parts to Miscellany				
L— 786	L — 2553	Lead Wire Housing .....	x 1	1.50
L— 787	L —10161	Lead Wire Spacer—1st...	x 1	.10
L— 206	L —10162	Lead Wire Spacer—2nd ..	x 1	.10
L— 788	L —10163	Lead Wire Spacer—3rd ..	x 1	.15
L— 789	L —10164	Lead Wire Spacer—4th ..	x 1	.15
L— 790	L —10165	Lead Wire Spacer—5th ..	x 1	.20
L— 791	L —10166	Lead Wire Spacer—6th ..	x 1	.20
	SP— 674	Lead Wire Spacer Screw..	x 4	
	SP— 1062	Lead Wire Spacer Screw Nut .....	x 4	
L— 208	L —10368	Lead Wire Housing Insu- lator .....	x 5	.05
	SP— 1301	Lead Wire Housing Insu- lator Screw .....	x 10	
<b>MISCELLANY</b>				
L— 792	L —10158	Lead Wire Housing Bracket	6 2	.50
	SP— 684	Lead Wire Housing Bracket Screw .....	x 2	

\*For repairs for Timers address Atwater-Kent Mfg. Co., Philadelphia, Pa.

Order from Dealer

Code	Symbol	Name	Plate Pcs.	Price
	SP — 632	Lead Wire Housing Bracket		
		Screw Washer .....	x 2	
	SP — 1063	Lead Wire Housing Bracket		
		Screw Nut .....	x 2	
L— 793	L —10513	Lead Wire Housing Dash		
		Plate .....	x 1	.20
	SP — 692	Lead Wire Housing Dash		
		Plate Screw .....	x 6	

## SPEED FOOT CONTROL MISCELLANY

L— 800	L —10544	Accelerator Pedal .....	x 1	.50
G—1061	FH— 121	Accelerator Pedal Pad ....	x 1	.25
	SP — 292	Accelerator Pedal Pin ....	x 1	
	SP — 371	Accelerator Pedal Pin Cot- ter .....	x 1	
G—1062	FH— 163	Pedal Bracket .....	x 1	.50
	SP — 904	Pedal Bracket Attaching Bolt .....	x 2	
	SP — 204	Pedal Bracket Attaching Bolt Nut .....	x 2	
G—1064	GH— 1826	Link—Pedal to Lever ....	x 1	.10
G—1065	HH— 164	Link Eye .....	x 1	.15
G—1066	HH— 166	Link Eye Pin .....	x 1	.05
	SP — 371	Link Eye Pin Cotter ....	x 1	
G—1067	GH— 1828	Pedal to Lever Link Joint	x 1	.15
	SP — 612	Joint Washer .....	x 1	
	SP — 371	Joint Cotter .....	x 1	
G—1068	GH— 1827	Link Collar .....	x 1	.05
L— 801	L —10118	Shaft to Steering Gear Link	x 1	.15
G—1065	HH— 164	Connecting Link Eye ....	x 2	.15
G—1066	HH— 166	Connecting Link Eye Pin	x 2	.05
	SP — 371	Connecting Link Eye Pin Cotter .....	x 2	
L— 802	L —10119	Throttle Rocker Shaft ...	6 1	.50
G—1071	GH— 1822	Throttle Rocker Shaft Col- lar .....	x 1	.05
	SP — 321	Throttle Rocker Shaft Col- lar Pin .....	x 1	
L— 803	L —10121	Throttle Rocker Shaft Sleeve .....	x 1	.05
G—1073	GH— 1829	Throttle Rocker Shaft Lever .....	6 2	.20
	SP — 322	Throttle Rocker Shaft Lever Collar .....	x 2	
G—1074	GH— 1831	Throttle Rocker Shaft Lever Spring .....	x 1	.05
G— 904	HH— 143	Throttle Rocker Shaft End Lever .....	6 1	.20
	SP — 482	End Lever Screw .....	x 1	

Follow Instructions

## PRICE LIST OF PARTS

51

Code	Symbol	Name	Plate Pcs.	Price
	SP— 321	End Lever Pin .....	x 1	
L— 804	L —10122	Connecting Link to Car- buretor .....	6 1	.05
G—1065	HH— 164	Connecting Link Eyeey ....	x 2	.15
G—1066	HH— 166	Connecting Link Eye Pin.	x 2	.05
	SP— 371	Connecting Link Eye Pin Cotter .....	x 2	

## GASOLINE SYSTEM

L— 810	L — 3660	Gasoline Tank Complete..	x 1	25.00
F—1101	HH— 156	Gasoline Tank Cover ....	x 1	1.25
F—1102	HH— 180	Gasoline Strainer .....	x 1	.50
L— 811	L —10428	Gasoline Tank Strap (with nuts and washers) .....	x 3	1.25
	SP— 211	Gasoline Tank Strap Nut.	x 6	
	SP— 633	Gasoline Tank Strap Lock Washer .....	x 6	
L— 812	L — 2597	Gasoline Tank Front Angle Iron .....	x 1	1.00
L— 813	L — 2598	Gasoline Tank Rear Angle Iron .....	x 1	.50
	SP— 902	Gasoline Tank Angle Screw	x 4	
	SP— 632	Gasoline Tank Angle Screw Washer .....	x 4	
	SP— 204	Gasoline Tank Angle Screw Nut .....	x 4	
L— 814	L —10377	Gasoline Tank Support Strip .....	x 3	.10
L— 815	L —10376	Gasoline Tank Support Block .....	x 5	.05
L— 816	L —10505	Gasoline Tank Outlet Tube	x 2	.60
	SP— 1741	Gasoline Tank Outlet El- bow .....	x 2	
	SP— 1721	Gasoline Tank Outlet Cock	x 2	
L— 817	L —10369	Gasoline Tank Outlet Valve Bracket .....	x 1	.75
	SP— 562	Valve Bracket Screw ....	x 2	
	SP— 632	Valve Bracket Screw Lock Washer .....	x 2	
	SP— 204	Valve Bracket Screw Nut	x 2	
L— 818	L —10480	Gasoline Filter .....	6 1	3.00
L— 819	L —10089	Gasoline Filter to Carbure- tor Tube .....	x 1	.60

## BODY (Price on application)

L— 830	L — 4517	<b>ASSEMBLY</b> (Touring) .	x 1	
		<b>Includes parts to L-895</b>		
L— 831	L — 5165	Front Seat Cushion .....	x 2	10.00

Order from Dealer

Code	Symbol	Name	Plate Pcs.	Price
L— 832	L — 5166	Rear Seat Cushion .....	x 1	22.00
L— 834	L — 2637	Front Scuff Plate .....	x 2	.40
L— 835	L — 2638	Rear Scuff Plate .....	x 2	.40
L— 836	L — 5167	Toe Board Assembly ....	x 1	4.50
L— 837	L — 5168	Floor Board Assembly ....	x 1	4.50
L— 838	L — 5169	R. H. Tonneau Door ....	x 1	18.00
L— 839	L — 5170	L. H. Tonneau Door ....	x 1	18.00
L— 840	L — 5171	R. H. Door Lock Complete with Handle .....	x 1	3.00
L— 841	L — 5172	L. H. Door Lock Complete with Handle .....	x 1	3.00
L— 842	L — 10693	Door Lock Handle .....	x 2	1.25
L— 843	L — 10502	Door Strap .....	x 2	.40
F—1237	FE— 165	Door Strap Loop .....	x 4	.15
	SP— 702	Door Strap Loop Screw...	x 8	
L— 844	L — 10694	Door Finish Strip .....	x 2	.50
	SP— 712	Door Finish Strip Screw..	x 6	
	SP— 1085	Door Finish Strip Screw Washer .....	x 6	
L— 849	L — 10490	R. H. Folding Seat Com- plete .....	x 1	20.00
L— 850	L — 10500	L. H. Folding Seat Com- plete .....	x 1	20.00
L— 851	L — 10491	R. H. Folding Seat Bracket	x 1	2.50
L— 852	L — 10492	L. H. Folding Seat Bracket	x 1	2.50
	SP— 642	Folding Seat Bracket Screw .....	x 14	
	SP— 641	Folding Seat Bracket Screw .....	x 6	
	SP— 601	Folding Seat Bracket Screw .....	x 4	
L— 853	L — 5172	Tonneau Carpet .....	x 1	8.00
L— 854	L — 2730	Foot Rest Assembly .....	x 1	6.00
L— 855	L — 10695	Tonneau Heel Door Catch	x 1	.60
L— 856	L — 4620	Tool Board Assm. ....	x 1	3.50
		Battery Box Miscellany ..	x 1	

## TOE BOARD

L— 836	L — 5167	<b>ASSEMBLY</b> .....	x 1	4.50
		<b>Includes next seven parts</b>		
L— 860		Board .....	x 1	
L— 861	L — 10672	Rubber Matting .....	x 1	2.00
L— 862	L — 10673	Moulding .....	per ft.	.15
F—1266	HE— 201	Pedal Hole Plates .....	x 4	.50
	SP— 701	Pedal Hole Plate Screws	x 8	
F—1267	FE— 168	Accelerator Pedal Ring ..	x 1	.35
	SP— 692	Accelerator Pedal Ring Screw .....	x 4	

Follow Instructions

## PRICE LIST OF PARTS

53

Code	Symbol	Name	Plate Pcs.	Price
<b>FLOOR BOARD</b>				
L— 837	L — 5168	<b>ASSEMBLY</b> .....	x 1	4.50
Includes next seven parts				
L— 865		Board .....	x 1	
L— 861	L —10672	Rubber Matting .....	x 1	2.00
L— 862	L —10673	Moulding .....	per ft.	.15
F— 312	FA— 1149	Muffler Cutout Floor Plate	x 1	.70
	SP— 706	Muffler Cutout Floor Plate Screw .....	x 4	
F—1272	FE— 219	Hand Hole Frame .....	x 1	1.25
	SP— 1202	Hand Hole Frame Screw.	x 6	
<b>FOOT REST</b>				
L— 854	L — 2730	<b>ASSEMBLY</b> .....	x 1	6.00
Includes next nine parts				
L— 870	L — 5173	Foot Rest Board Assm. ..	x 1	2.25
F—1298	FE— 124	Foot Rest Right End Sup- port .....	x 1	1.00
F—1299	FE— 125	Foot Rest Left End Sup- port .....	x 1	1.00
F—1300	FE— 126	Foot Rest Center Sup- port .....	x 1	.60
F—1301	FE— 127	Foot Rest End Support Bracket .....	x 2	.50
	SP— 712	Foot Rest End Support Bracket Screw .....	x 4	
F—1302	FE— 131	Foot Rest Bracket Bolt ..	x 2	.05
F—1303	FE— 132	Foot Rest Bracket Bolt Nut .....	x 2	.05
F—1304	FE— 133	Foot Rest Bracket Board Screw .....	x 10	.05
<b>FOOT REST BOARD</b>				
L— 870	L — 5173	<b>ASSEMBLY</b> .....	x 1	2.25
Includes next five parts				
L— 871	L —10533	Foot Rest Board .....	x 1	.30
L— 872	L —10534	Foot Rest Board Mat ....	x 1	.75
L— 873	L —10535	Foot Rest Board Side Moulding .....	x 2	.60
F—1309	FE— 143	Foot Rest Board End Moulding .....	x 2	.10
	SP— 692	Foot Rest Board Moulding Screw .....	x 20	

Order from Dealer

Code	Symbol	Name	Plate Pcs.	Price
<b>TOOL BOARD</b>				
L— 856	L — 4620	<b>ASSEMBLY</b> .....	x 1	3.50
<b>Includes parts to L-885</b>				
L— 877	L — 2605	Tool Board .....	x 1	1.75
L— 878	L —10407	Tool Board Cover .....	x 1	} 1.25
L— 879	L —10432	Tool Board Cover Lining ..	x 1	
L— 880	L —10417	Tool Board Cover Lock..	x 1	
L— 881	L —10418	Tool Board Cover Lock Catch .....	x 1	.15
L— 882	FG— 179	Tool Board Cover Hinge..	x 2	.05
	SP— 1201	Tool Board Cover Hinge Screw .....	x 6	
<b>BATTERY BOX MISCELLANY</b>				
L— 885	L — 3569	Battery Box .....	x 1	5.00
L— 886	L —10383	Battery Box Brace Rod ..	x 2	.10
L— 887	L —10384	Battery Box Brace Rod Nut .....	x 1	.15
	SP— 1623	Battery Box Brace Rod Screw .....	x 2	
L— 888	L —10381	Battery Box Cleat .....	x 3	.05
L— 889	L —10386	Battery Box Cleat Rod ....	x 3	.10
	SP— 612	Battery Box Cleat Rod Washer .....	x 3	
	SP— 205	Battery Box Cleat Rod Nut .....	x 3	
L— 890	L —10385	Battery Box Stud .....	x 2	.05
	SP— 232	Battery Box Stud Nut ....	x 2	
	SP— 382	Battery Box Stud Nut Cot- ter .....	x 2	
F—1124	FG— 147	Battery Box Cell .....	x 4	.35
F—1125	FG— 149	Battery Box Cell Connec- tion .....	x 3	.05
	SP— 1623	Battery Box Attaching Screw .....	x 2	
<b>RUNNING BOARD</b>				
L— 895	L — 5174	<b>ASSEMBLY</b> .....	x 2	8.50
<b>Includes parts to Miscellany</b>				
L— 896	L —10337	Running Board .....	x 1	1.60
L— 897	L —10668	Running Board Mat .....	x 1	3.50
L— 898	L —10669	Inner Moulding .....	x 2	1.35
L— 899	L —10671	Outer Moulding .....	x 2	1.35
L— 900	L —10345	End Moulding .....	x 2	.25

Follow Instructions

## PRICE LIST OF PARTS

55

Code	Symbol	Name	Plate Pcs.	Price
L—	901 L —10625	Front Fender Retaining Plate .....	x 1	.20
	SP— 694	Moulding Screw .....	x 36	

## MISCELLANY

L—	902 L — 3535	Running Board Apron — Left .....	x 1	2.00
L—	903 L — 3536	Running Board Apron — Right .....	x 1	2.00
L—	904 L —10537	Apron Retaining Clip ...	x 12	.05
	SP— 553	Apron Retaining Clip Screw .....	x 12	
	SP— 611	Apron Retaining Clip Screw Washer .....	x 12	
	SP— 203	Apron Retaining Clip Screw Nut .....	x 12	
	SP— 934	Running Board Bolt .....	x 12	
	SP— 633	Running Board Bolt Washer .....	x 12	
	SP— 1272	Running Board Bolt Nut ..	x 12	

L—	910 L — 5175	<b>FENDER SET.....</b>	x 1	40.00
----	--------------	------------------------	-----	-------

Includes parts to L-925

L—	911 L — 3528	Left Front Fender .....	x 1	10.00
L—	912 L — 3529	Right Front Fender .....	x 1	10.00
L—	913 L — 3533	Left Rear Fender .....	x 1	10.00
L—	914 L — 3534	Right Rear Fender .....	x 1	10.00
L—	915 L — 3568	Front Fender Iron .....	x 2	.50
L—	916 L — 3588	Right Rear Fender Iron ..	x 1	.50
L—	917 L — 3589	Left Rear Fender Iron ...	x 1	.50
	SP— 675	Rear Running Board Attaching Screw .....	x 6	
	SP— 1062	Rear Running Board Attaching Screw Nut .....	x 6	
	SP— 1072	Rear Running Board Attaching Screw Washer...	x 6	
	SP— 631	Rear Running Board Attaching Screw L. Washer .....	x 6	
	SP— 504	Front Fender Iron Set Screw .....	x 2	
	SP— 222	Front Fender Iron Set Screw Nut .....	x 2	
	SP— 675	Front Fender and Running Board Screw .....	x 6	
	SP— 1062	Attaching Screw Nut ....	x 6	

Order from Dealer



Code	Symbol	Name	Plate Pcs.	Price
	SP— 631	Attaching Screw Lock Washer .....	x 6	
	SP— 673	Apron Screw .....	x 2	
L— 919	L—10507	Fender Apron Clip .....	x 4	.20
	SP— 104	Rear Fender Attaching Bolt .....	x 4	
	SP— 633	Rear Fender Attaching Bolt Washer .....	x 4	

**FRONT WHEEL**

L— 925	L — 4560	<b>ASSEMBLY</b> .....	x 2	25.00
<b>Includes next four parts</b>				
L— 926	L — 5176	Front Hub Assembly ....	x 1	15.00
L— 927	L — 3524	Rim (Marsh) .....	x 1	5.00
L— 928	L—10518	Hub Cap .....	x 1	1.25
G—1252	GD—1602	Hub Cap Name Plate ....	x 1	

**FRONT HUB**

L— 926	L — 5176	<b>ASSEMBLY</b> .....	x 2	15.00
<b>Includes parts to L-940</b>				
L— 930	L —10609	Front Hub .....	x 1	10.00
L— 931	L —10611	Front Hub Flange .....	x 1	1.75
L— 932	L —10612	Front Hub Bolt .....	x 5	.05
L— 933	L —10613	Front Hub Bolt Nut .....	x 5	.05
L— 934	L—10615	Inner Bearing Ring .....	x 1	1.85
L— 935	L—10616	Inner Bearing Dust Washer	x 1	.10
L— 936	L—10618	Outer Bearing Ring .....	x 1	1.60
	SP— 1792	Front Hub Oiler .....	x 1	

**REAR WHEEL**

L— 940	L — 4570	<b>ASSEMBLY</b> .....	x 2	30.00
<b>Includes next four parts</b>				
L— 941	L — 5177	Rear Hub Assembly .....	x 1	21.00
L— 927	L — 3524	Rear Rim .....	x 1	5.00
G—1270	GD—1611	Rear Hub Cap .....	x 1	1.50
G—1271	GD—1606	Rear Hub Cap Name Plate	x 1	

**REAR HUB**

L— 941	L — 5177	<b>ASSEMBLY</b> .....	x 2	21.00
<b>Includes parts to L-946</b>				
G—1275	GD—3174	Rear Hub .....	x 1	11.50
L— 942	L — 3523	Brake Drum .....	x 1	7.50

Follow Instructions

## PRICE LIST OF PARTS

57

Code	Symbol	Name	Plate Pcs.	Price
L— 943	L —10682	Brake Drum Bolt .....	x 6	
	SP— 213	Brake Drum Bolt Nut ....	x 6	
	SP— 635	Brake Drum Bolt Washer	x 6	
G—1277	GD— 215	Inner Bearing Retainer ..	x 1	1.50
G—1279	GD— 166	Inner Bearing Retainer Felt	x 1	.10
	SP— 666	Inner Bearing Retainer Lock Screw .....	x 1	
G—1280	GD— 132	Bearing Spacer .....	x 1	.40

## WHEEL BEARINGS

L— 946	L —10614	Front Wheel Inner Bearing	x 2	
L— 947	L —10617	Front Wheel Outer Bearing .....	x 2	
G—1286	GD— 164	Rear Wheel Inner Bearing	x 2	16.00
G—1287	GD— 163	Rear Wheel Outer Bearing	x 2	10.40

## GENERAL MISCELLANY

L— 950	L — 4515	Dust Shield (Between Radiator and Frame Member) .....	x 1	.50
	SP— 553	Dust Shield Screw .....	x 7	
	SP— 631	Dust Shield Screw Washer	x 7	
	SP— 203	Dust Shield Screw Nut ..	x 7	
L— 951	L — 3572	Dust Pan (Under Motor) ..	x 1	7.50
L— 952	L —10247	Dust Pan Outlet Plug .....	x 1	.60
L— 953	L —10258	Dust Pan Outlet Plug Washer .....	x 1	.05
	SP— 61	Dust Pan Bracket Cap Screw .....	x 8	
	SP— 633	Cap Screw Lock Washer ..	x 8	
	SP— 242	Thumb Nut .....	x 8	
	SP— 385	Cotter Pin .....	x 8	
L— 954	L — 2618	Rear Dust Apron .....	x 1	2.75
	SP— 554	Rear Dust Apron Screw— Short .....	x 2	
	SP— 557	Rear Dust Apron Screw— Long .....	x 2	
	SP— 631	Rear Dust Apron Screw Washer .....	x 4	
	SP— 203	Rear Dust Apron Screw Nut .....	x 4	
L— 955	L —10395	R. H. Gas Lamp .....	x 1	19.00
L— 956	L —10396	L. H. Gas Lamp .....	x 1	19.00
F—1458	HC— 213	Gas Lamp Horn .....	x 4	1.00
	SP— 214	Gas Lamp Horn Nut .....	x 4	
G—1362	FM— 156	Gas Lamp Tubing .....	x 1	1.50
G—1363	FM— 157	Gas Lamp Hose .....	x 2	.25
G—1364	FM— 158	Gas Lamp Tubing Clip ....	x 2	.20

Order from Dealer

Code	Symbol	Name	Plate Pcs.	Price
L— 957	L —10373	R. H. Dash Lamp .....	x 1	8.00
L— 958	L —10374	L. H. Dash Lamp .....	x 1	8.00
L— 959	L —10375	Tail Lamp .....	x 1	4.00
L— 960	L — 5178	Tire Bracket Set .....	x 1	8.50
L— 961	L —10449	Horn and Tube .....	x 1	10.00
L— 843	L —10503	Horn Tubing Strap .....	x 1	.05
	SP— 1134	Horn Attaching Bolt ....	x 2	
	SP— 1073	Horn Attaching Bolt Washer .....	x 2	
	SP— 1063	Horn Attaching Bolt Nut	x 2	
G—1020	FE— 145	Model Name Plate .....	x 1	.15
L— 962	L — 2642	Prest-O-Lite Tank (Style E) .....	x 1	18.00
	SP— 122	Prest-O-Lite Tank Bolt ..	x 4	
	SP— 123	Prest-O-Lite Tank Bolt ..	x 4	
	SP— 613	Prest-O-Lite Tank Bolt Washer .....	x 8	
G— 138	GA— 2181	Starting Crank Sling ....	x 1	.60
G— 139	FA— 1123	Starting Crank Sling Loop	x 1	.15
L— 960	L — 5178	<b>TIRE BRACKET SET</b>	x 1	8.50
		<b>Includes next nine parts</b>		
L— 965	L — 3583	Front Tire Bracket .....	x 1	3.00
	SP— 686	Front Tire Bracket Bolt..	x 2	
G—1309	HE— 306	Rear Tire Bracket .....	x 1	3.00
	SP— 113	Rear Tire Bracket Bolt...	x 2	
G—1010	FE— 136	Rear Tire Bracket Bolt Nut .....	x 2	.05
G—1310	HD— 239	Bottom Tire Bracket .....	x 1	2.50
	SP— 682	Bottom Tire Bracket Bolt	x 4	
	SP— 204	Bottom Tire Bracket Bolt Nut .....	x 4	
G—1311	HE— 121	Tire Bracket Strap .....	x 3	.30
<b>TOOL EQUIPMENT</b>				
L— 968	L —10462	Tool Roll .....	x 1	3.50
G—1333	FM— 132	Auto Wrench .....	x 1	.50
G—1334	FM— 134	Double Open End Wrench, No. 23 .....	x 1	.30
G—1335	FM— 135	Double Open End Wrench, No. 27 .....	x 1	.45
G—1336	FM— 137	Double Open End Wrench, No. 31 .....	x 1	.60
L— 969	L —10413	3" Screw Driver .....	x 1	.30
L— 970	L —10414	6" Screw Driver .....	x 1	.50
L— 971	L —10541	6" Barrette File .....	x 1	.10

Follow Instructions

## PRICE LIST OF PARTS

59

Code	Symbol	Name	Plate	Pcs.	Price
G—1338	FM— 121	8" Mill File, with Handle.	x	1	.15
L— 972	L —10543	5/8" Cold Chisel .....	x	1	.20
G—1340	FM— 138	Valve Poppet Puller .....	x	1	.10
L— 973	FM— 175	Oil Can .....	x	1	1.25
F—1503	FM— 123	Oil Gun .....	x	1	.75
L— 974	L —10409	Hammer .....	x	1	1.00
L— 975	L —10411	6 1/2" Pliers .....	x	1	.85
L— 976	L —10542	Auto Jack .....	x	1	5.00
L— 977	L —10412	8" Westcott Wrench .....	x	1	.75
L— 978	L —10461	Hub Cap Wrench .....	x	1	.75
L— 979	L —10438	Valve Plunger Lock Nut Wrench .....	x	1	.05
L— 980	L —10439	Valve Plunger Wrench ..	x	1	.45
L— 981	G —11167	Magneto Adj. Wrench ....	x	1	.25
L— 982	G —11168	Magneto Switch Blade ..	x	1	.25
L— 983	L —10393	Valve Cap Wrench .....	x	1	1.00

## SPECIAL EQUIPMENT

Top with Side Curtains and Brackets .....	x	1	150.00
Windshield Complete ....	x	1	50.00
Trunk Rack .....	x	1	10.00

## CARBURETOR

L— 148	L — 3520	ASSEMBLY.....	x	1	20.00
Includes parts to L-1016					
L—1000	L —10697	Float Chamber .....	x	1	4.40
L—1001	L —10698	Float Chamber Cover ....	x	1	1.25
L—1002	L —10699	Float Chamber Cover Wire	x	1	.10
G— 216	GH—11074	Primer .....	x	1	.65
L—1003	L —10701	Cork Float .....	x	1	1.00
L—1004	L —10702	Float Valve .....	x	1	.65
L—1005	L —10703	Float Spring .....	x	1	.25
G— 220	GH—11078	Float Valve Plug .....	x	1	.25
L—1006	L —10704	Gas. Pipe Nut .....	x	1	.50
G— 222	GH—11081	Gas. Needle Valve .....	x	1	.50
L—1007—L	—10745	Gas. Needle Valve Pack- ing Nut .....	x	1	.40
L—1008	L —10705	Spray Nozzle .....	x	1	.65
L—1009	L —10706	Mixing Chamber .....	x	1	3.75
L—1010	L —10707	Throttle Valve .....	x	1	.25
L—1011	L —10708	Throttle Valve Stem .....	x	1	.25
L—1012	L —10709	Throttle Valve Lever .....	x	1	.25
L—1013	L —10711	Throttle Valve Lever Adj. Screw and Nut .....	x	1	.10
L—1014	L —10712	Aux. Air Valve .....	x	1	.65
G— 230	GH—11089	Aux. Air Valve Spring ...	x	1	.25

Order from Dealer

60

## E. R. THOMAS MOTOR COMPANY

Code	Symbol	Name	Plate Pcs.	Price
G—231	GH—11091	Aux. Air Valve Adj. Screw .....	x 1	1.00
G—232	GH—11092	Aux. Air Valve Adj. Screw Nut .....	x 1	.25
L—1015	L—10713	Aux. Air Valve Strangler..	x 1	.65
L—1016	L—10714	Hot Air Inlet .....	x 1	2.00
L—1017	L—10715	Manifold Flange .....	x 1	1.00
L—1018	L—10716	Water Jacket Packing Nut	x 2	.50

Following is a list of parts used on runabout model, that are not used on touring car.

## FRAME

L—1020	L—4640	ASSEMBLY .....	x 1	165.00
--------	--------	----------------	-----	--------

This is the same as for touring car, except that only four step brackets are used instead of six.

L—1021	L—3620	Rear Spring .....	x 2	20.00
	SP—1609	Rear Spring Bracket Bolt.	x 8	
	SP—213	Rear Spring Bracket Bolt Nut .....	x 8	
	SP—635	Rear Spring Bracket Bolt Washer .....	x 8	

## STEERING GEAR

L—1025	L—5182	ASSEMBLY .....	x 1	80.00
--------	--------	----------------	-----	-------

The construction of this assembly is the same as that of the Touring Car, except for the length and pitch of the column. The changes thus necessitated are covered by the following parts. In ordering assemblies including any of these parts, use code and symbol from touring car list and specify "for Runabout."

L—1026	L—10148	Spark Control Rod .....	x 1	.75
L—1027	L—10153	Steering Post Tube Outer Casing .....	x 1	2.85
L—1028	L—10151	Steering Post Tube .....	x 1	4.50
L—1029	L—10152	Steering Wheel Tube .....	x 1	7.25
L—1030	L—10147	Throttle Control Tube .....	x 1	1.00
L—1031	L—10149	Segment Bracket Tube .....	x 1	1.65
L—1032	L—2551	Steering Gear Dash Bracket	x 1	5.00
L—1033	L—10521	Side Steering Tube (see L-686) .....	x 1	5.00
L—1034	L—10198	Spark Rocker Shaft and Steering Gear Connecting Link .....	x 1	.10

Follow Instructions

## PRICE LIST OF PARTS

61

Code	Symbol	Name	Plate	Pcs.	Price
<b>CONTROL LEVER</b>					
L—1040	L — 5183	<b>ASSEMBLY</b> .....	x	1	6.00
Includes next five parts					
L—1041	L — 2547	Control Lever .....	x	1	4.50
L—1042	L —10248	Control Lever Handle ....	x	1	1.50
	SP— 36	Control Lever Bolt .....	x	1	
	SP— 634	Control Lever Bolt Washer	x	1	
	SP— 212	Control Lever Bolt Nut...	x	1	
<b>EMERGENCY BRAKE LEVER</b>					
L—1045	L — 5184	<b>ASSEMBLY</b> .....	x	1	8.00
Includes parts to L-1060					
L—1046	L — 2648	Brake Lever .....	x	1	5.00
L—1047	L —10249	Brake Lever Handle .....	x	1	1.75
	SP— 35	Brake Lever Clamp Bolt.	x	1	
	SP— 634	Brake Lever Clamp Bolt			
		Washer .....	x	1	
	SP— 212	Brake Lever Clamp Bolt			
		Nut .....	x	1	
L— 568	L —10236	Brake Lever Key .....	x	1	.10
G— 618	GD—1456	Brake Lever Latch Rod			
		Button .....	x	1	.25
G— 619	GD—1457	Latch Rod Button Spring.	x	1	.05
L—1048	L —10142	Latch Rod Button Rod ...	x	1	.10
G— 621	GD—1769	Latch Rod Yoke .....	x	2	.15
G— 623	GD—1323	Latch Rod Yoke Screw ..	x	2	.05
	SP— 203	Latch Rod Yoke Screw			
		Nut .....	x	2	
L—1049	L —10141	Latch Rod Lever—Inside..	x	1	.10
L—1050	L —10139	Latch Rod Lever—Outside	x	1	.10
G— 624	GD—1316	Latch Rod Lever Pivot			
		Screw .....	x	1	.05
	SP— 203	Latch Rod Lever Pivot			
		Screw Nut .....	x	1	
L—1051	L —10143	Latch Rod .....	x	1	.20
L—1052	FB— 1157	Latch Rod Lower Yoke..	x	1	.15
F—1051	HI— 151	Latch Rod Lower Yoke			
		Pin .....	x	1	.05
F—1053	HI— 144	Brake Lever Pawl .....	x	1	.15
F—1054	HI— 149	Brake Lever Pawl Pivot...	x	1	.05
	SP— 371	Brake Lever Pawl Pivot			
		Cotter .....	x	1	
<b>CONTROL AND BRAKE LEVER SEGMENT BRACKET</b>					
L—1060	L — 5185	<b>ASSEMBLY</b> .....	x	1	13.50
Includes next seven parts					

Order from Dealer

Code	Symbol	Name	Plate	Pcs.	Price
L—1061	L — 3538	Sector Bracket .....	x	1	12.00
L—1062	L —10136	Control Lever Segment ..	x	1	.50
L—1063	L —10137	Brake Lever Segment ....	x	1	1.00
L—1064	L —10159	Segment Bolt .....	x	2	.15
	SP— 634	Segment Bolt Washer ....	x	2	
	SP— 1273	Segment Bolt Nut .....	x	2	
	SP— 253	Sector Bracket Oiler .....	x	1	

**MISCELLANY**

L— 577	L — 2546	Emergency Brake Shaft Bracket .....	x	1	3.00
	SP— 1149	Bracket Bolt—Long .....	x	1	
	SP— 1145	Bracket Bolt—Short .....	x	2	
	SP— 634	Bracket Bolt Washer .....	x	3	
	SP— 212	Bracket Bolt Nut .....	x	3	

**CLUTCH PEDAL TUBE**

L—1070	L — 2600	<b>ASSEMBLY</b> .....	x	1	6.50
This assembly is the same as on Touring Car, except the Foot Lever.					
L—1071	L — 3541	Clutch Foot Lever .....	x	1	2.50

**BRAKE PEDAL SHAFT**

L—1075	L — 2620	<b>ASSEMBLY</b> .....	x	1	6.00
The same as on Touring Car, except					
L—1076	L — 3539	Bracket Foot Lever .....	x	1	2.50

**MISCELLANY**

F— 907	HB— 112	Pedal Plates .....	x	4	.10
G— 719	GD—1555	Pedal Pad .....	x	2	.50

**HOOD AND MISCELLANY**

L—1080	L — 3580	Hood .....	x	1	35.00
L—1081	L — 2591	Hood Frame Strip L. H. ..	x	1	.75
L—1082	L — 2589	Hood Frame Strip R. H. ..	x	1	.75
L—1083	L —10515	Hood Frame Strip Flange	x	2	.35
L—1084	L —10455	Radiator Stay Rod .....	x	1	.50

**LEAD WIRE HOUSING**

L—1088	L —10540	<b>ASSEMBLY</b> (From Dash)	x	1	3.50
The same as on Touring Car, except housing.					
L—1089	L — 2599	Lead Wire Housing .....	x	1	2.50

**MISCELLANY**

L—1092	L —10514	Lead Wire Housing Dash Plate .....	x	1	.20
	SP— 692	Dash Plate Screw .....	x	6	

Follow Instructions

## PRICE LIST OF PARTS

63

Code	Symbol	Name	Plate	Pcs.	Price
<b>GASOLINE SYSTEM</b>					
L-1095	L — 3650	Gasoline Tank Complete ..	x	1	25.00
L-1096	L —10437	Gasoline Tank Strap (with nuts and washers) .....	x	3	1.25
L-1097	L — 2608	Gasol. Tank Support Band.	x	3	.50
L-1098	L —10434	Gasol. Tank Support Strip.	x	3	.10
L-1099	FH— 197	Gasol. Air Pressure Pump.	x	1	3.50
	SP— 884	Gasol. Air Pressure Pump Screw .....	x	4	
L-1100	L —10621	Gasol. Air Pressure Pump Elbow .....	x	1	.30
L-1101	L —10622	Gasol. Air Pressure Pump Tube .....	x	1	
G-1094	HH—175	Air Pressure Tube Conn. Nut .....	x	2	.15
L-1102	L —10643	Air Pressure Tube Tank Elbow .....	x	1	.30
<b>BODY (Price on Application)</b>					
L-1105	L — 5186	<b>ASSEMBLY</b> .....	x	1	
Includes next six parts					
L-1106	L — 4516	Body .....	x	1	
L-1107	L —10674	Toe and Floor Board Mat	x	2	2.00
L-1108	L —10675	Toe and Floor Board Moulding .....			.15
	SP— 694	Toe and Floor Board Moulding Screw .....	x	60	
L-1109	L — 2631	Coat Strap Bracket—R. H.	x	1	1.25
L-1110	L — 2632	Coat Strap Bracket—L. H.	x	1	1.25
<b>BODY MISCELLANY</b>					
G-1060	FH— 118	Accelerator Pedal .....	x	1	.50
L-1118	L —10683	Accelerator Rod .....	x	1	.15
L-1119	L —10382	Battery Box Brace Rod ..	x	2	.25
L-1120	L — 2604	Lamp and Horn Bracket— R. H. ....	x	1	2.25
L- 757	L — 2607	Lamp Bracket—L. H. ....	x	1	1.50
	SP— 1111	Lamp Bracket Cap Screw	x	2	
	SP— 1112	Lamp Bracket Cap Screw	x	2	
	SP— 635	Lamp Bracket Cap Screw Washer .....	x	4	
	SP— 1133	Horn Bolt .....	x	2	
	SP— 1063	Horn Bolt Nut .....	x	2	
	SP— 632	Horn Bolt Washer .....	x	2	
L-1121	FE— 1119	Coat Strap .....	x	1	1.00

Order from Dealer



Code	Symbol	Name	Plate Pcs.	Price
<b>RUNNING BOARD</b>				
L—1125	L — 5187	<b>ASSEMBLY.....</b>	x 2	7.00
<b>Includes next ten parts</b>				
L—1126	L —10154	Running Board .....	x 1	1.25
L—1127	L —10508	Running Board Angle ....	x 1	.10
	SP— 673	Running Board Angle Screw .....	x 4	
	SP— 1072	Running Board Angle Screw Washer .....	x 4	
	SP— 631	Running Board Angle Screw L. Washer .....	x 4	
	SP— 1062	Running Board Angle Screw Nut .....	x 4	
L—1128	L —10665	Running Board Mat.....	x 1	3.00
L—1129	L —10666	Running Board Inner Moulding .....	x 1	1.20
L—1130	L —10667	Running Board Outer Moulding .....	x 1	1.20
	SP— 694	Running Board Moulding Screw .....	x 27	
<b>MISCELLANY</b>				
L—1131	L — 3578	Running Board Apron— L. H. ....	x 1	1.50
L—1132	L — 3579	Running Board Apron— R. H. ....	x 1	1.50
<b>FENDER SET</b>				
L—1135	L — 3574	Front Fender—L. H. ....	x 1	10.00
L—1136	L — 3575	Front Fender—R. H. ....	x 1	10.00
L—1137	L — 3576	Rear Fender—L. H. ....	x 1	10.00
L—1138	L — 3577	Rear Fender—R. H. ....	x 1	10.00
L— 915	L — 3568	Rear Fender Iron .....	x 2	.50
L—1139	L —10335	Rear Fender Iron Support	x 2	1.00
L—1140	L — 2564	Rear Fender Iron Support Bracket .....	x 2	2.25
	SP— 505	Support Bracket Cap Screw	x 2	
	SP— 222	Support Bracket Cap Screw Nut .....	x 2	
<b>TIRE BRACKET</b>				
L—1145	L — 5188	<b>SET.....</b>	x 1	8.50
<b>Includes parts to L-1150</b>				
L—1146	L — 3596	Front Tire Bracket .....	x 1	3.00
L—1147	L — 3595	Rear Tire Bracket .....	x 1	3.00
G—1310	HD— 239	Bottom Tire Bracket ....	x 1	2.50

Follow Instructions

## PRICE LIST OF PARTS

65

Code	Symbol	Name	Plate Pcs.	Price
	SP— 1114	Front Tire Bracket Screw	x 2	
	SP— 113	Rear Tire Bracket Bolt..	x 2	
G—1010	FE— 136	Rear Tire Bracket Bolt		
		Nut .....	x 2	.10
	SP— 682	Bottom Tire Bracket Bolt	x 4	
	SP— 204	Bottom Tire Bracket Bolt		
		Nut .....	x 4	
G—1311	HE— 121	Tire Bracket Strap .....	x 3	.30
<b>IGNITION MISCELLANY</b>				
*L—1150	L — 2700	Atwater-Kent Timer .....	x 1	85.00
L—1151	L — 3750	Timer Gear Box Assm. ..	x 1	17.00
L—1152	L — 2559	Timer Spark Control Tube		
		Bracket .....	x 1	.65
L—1153	L —10194	Timer Spark Control Tube	x 1	} 25
L—1154	L —10195	Timer Spark Control Tube		
		Plug .....	x 1	
L—1155	L —10642	Timer Gear Driving Shaft (See L—722, L—10641 Driving Shaft) .....	x 1	.90
<b>TIMER GEAR BOX</b>				
L—1151	L — 3750	<b>ASSEMBLY</b> .....	x 1	17.00
Includes parts to Miscellany				
L—1159	L — 3584	Gear Box .....	x 1	3.25
L—1160	L —10481	Gear Box Cover .....	x 2	.50
	SP— 1182	Gear Box Cover Cap Screw	x 6	
	SP— 632	Gear Box Cover Cap Screw		
		Washer .....	x 6	
L—1161	L — 2616	Gear Box Bracket .....	x 1	1.20
	SP— 1187	Gear Box Bracket Cap		
		Screw .....	x 4	
	SP— 632	Gear Box Bracket Cap		
		Screw Washer .....	x 4	
L—1162	L —10482	Gear Box Attaching Cover	x 1	.85
	SP— 1187	Gear Box Attaching Cover		
		Cap Screw .....	x 4	
	SP— 632	Gear Box Attaching Cover		
		Cap Screw Washer ....	x 4	
L—1163	L —10144	Timer Drive Gear .....	x 1	2.25
L—1164	L —10472	Timer Drive Gear Shaft ..	x 1	.20
L—1165	L —10473	Timer Drive Gear Shaft		
		Bushing .....	x 1	.40
F— 153	FA— 176	Timer Drive Gear Shaft		
		Yoke .....	x 1	1.25
	SP— 321	Timer Drive Gear and		
		Yoke Pin .....	x 2	

\*For repairs for Timers, address Atwater-Kent Mfg. Co., Philadelphia, Pa.

Order from Dealer

Code	Symbol	Name	Plate Pcs.	Price
L—1166	L —10251	Secondary Shaft Gear—Left	x 1	2.00
L—1167	L —10474	Secondary Shaft .....	x 1	.35
L—1168	L —10475	Secondary Shaft Bushing.	x 2	.40
L—1169	L —10074	Secondary Shaft Gear — Right .....	x 1	1.30
	SP— 1404	Secondary Shaft Gear Key	x 2	
L—1170	L —10076	Timer Driven Gear .....	x 1	2.00
	SP— 321	Timer Driven Gear Pin...	x 1	

## MISCELLANY

SP— 1573	Gear Box Grease Cup ....	x 2	
SP— 663	Gear Box Bracket At- taching Bolt .....	x 2	
SP— 613	Attaching Bolt Washer ...	x 2	
SP— 221	Attaching Bolt Nut .....	x 2	

## MODEL L TOURABOUT

Parts for Tourabout are same as for Runabout, except those given below.

L—1175	L — 3610	Rear Spring .....	x 2	20.00
G— 371	GD—1272	Rear Spring Upper Plate ..	x 2	.20
G— 373	GD—1227	Rear Spring Upper Clip ..	x 4	.40
	SP— 1621	Rear Spring Upper Clip Nut .....	x 8	
	SP— 635	Rear Spring Upper Clip Washer .....	x 8	
L—1176	L — 2628	Body (Price on application)	x 1	
L—1177	L — 2639	Scuff Plate—R. H. ....	x 1	.40
L—1178	L — 2641	Scuff Plate—L. H. ....	x 1	.40
L— 913	L — 3533	L. H. Rear Fender .....	x 1	10.00
L— 914	L — 3534	R. H. Rear Fender.....	x 1	10.00
L—1179	L — 3586	L. H. Rear Fender Iron ..	x 1	.50
L—1180	L — 3587	R. H. Rear Fender Iron ..	x 1	.50
	SP— 104	Fender Iron Bolt and Nut —Short .....	x 2	
	SP— 125	Fender Iron Bolt and Nut —Long .....	x 2	
	SP— 633	Fender Iron Bolt Washer	x 4	

---

Follow Instructions

## PRICE LIST OF PARTS

67

## Price List of Standard Parts for

## MODEL L

## STEEL BALLS

Symbol	Name	Per	Price
SP— 12	1/4" High Duty	100	.50
SP— 13	5-16" " "	100	.80
SP— 14	3/8" " "	100	1.40
SP— 15	7-16" " "	100	2.20

## HEXAGON HEAD BOLT

A. L. A. M. Standard.

SP— 21	5-16"-No. 24x1"	Under Head (Dog point)	12	.34
SP— 22	5-16"-No. 24x1 1/8"	Under Head (Dog point)	12	.36
SP— 25	5-16"-No. 24x1 1/2"	Under Head (Dog point)	12	.42
SP— 27	5-16"-No. 24x1 3/4"	Under Head (Dog point)	12	.46
SP— 131	5-16"-No. 24x1 7/8"	Under Head (Dog point)	12	.48
SP— 31	3/8"-No. 24x1 1/8"	Under Head (Dog point)	12	.40
SP— 32	3/8"-No. 24x1 1/4"	Under Head (Dog point)	12	.42
SP— 33	" " 24x1 3/8"	" " " "	12	.44
SP— 34	" " 24x1 5/8"	" " " "	12	.48
SP— 35	" " 24x1 7/8"	" " " "	12	.52
SP— 36	" " 24x2 1/8"	" " " "	12	.56
SP—1712	" " 24x 7/8"	" " (Clamp Bolt)	12	.36
SP—1714	" " 24x1 3/8"	" " " "	12	.42
SP—1145	" " 24x1 1/2"	" " " "	12	.46
SP— 75	" " 24x1 3/4"	" " " "	12	.50
SP— 78	" " 24x2 1/2"	" " " "	12	.62
SP—1149	" " 24x2 3/4"	" " " "	12	.68

## HEXAGON HEAD BOLT

U. S. Standard.

SP—1182	1/4"-No. 20x 3/4"	Under Head	12	.20
SP—1183	" " 20x1"	" "	12	.24
SP— 666	5-16" " 18x 1/2"	" "	12	.26
SP— 661	" " 18x 3/4"	" "	12	.26
SP— 662	" " 18x1"	" "	12	.30

Order from Dealer

Symbol	Name	Per	Price
SP— 663	5-16"-No. 18x1 $\frac{1}{4}$ " Under Head	12	.32
SP— 667	" " 18x1 $\frac{3}{4}$ " " "	12	.34
SP— 751	$\frac{3}{8}$ " " 16x1" " "	12	.30
SP— 752	" " 16x1 $\frac{1}{4}$ " " "	12	.32
SP— 753	" " 16x1 $\frac{1}{2}$ " " "	12	.34
SP— 754	" " 16x1 $\frac{3}{4}$ " " "	12	.36
SP— 756	" " 16x2" " "	12	.40

### HEXAGON NUTS

A. L. A. M. Standard.

SP— 191	$\frac{1}{4}$ "-No. 18 Plain Nut	12	.20
SP— 211	5-16" " 24 " "	12	.23
SP— 212	$\frac{3}{8}$ " " 24 " "	12	.25
SP—1277	" " 24 " " L. H. Thread	12	.25
SP— 213	7-16" " 20 " "	12	.36
SP— 214	$\frac{1}{2}$ " " 20 " "	12	.60
SP— 231	5-16" " 24 Castle Nut	12	.30
SP— 232	$\frac{3}{8}$ " " 24 " "	12	.53
SP—1273	" " 24 Plain Nut	12	.25
SP— 227	" " 24 Double Chamfer	12	.25

### HEXAGON NUTS

U. S. Standard.

SP—1272	5-16"-No. 18 Plain	12	.20
SP—1279	7-16" " 14 " "	12	.30
SP— 209	$\frac{3}{8}$ " " 16 Jamb Nut	12	.24
SP— 221	5-16" " 18 Double Chamfer	12	.24
SP— 222	$\frac{3}{8}$ " " 16 " "	12	.26
SP— 225	$\frac{1}{2}$ " " 13 " "	12	.42
SP— 226	" " 13 " " L. H. Thread	12	.42

### MISCELLANEOUS NUTS

SP— 201	No. 6-32 Hexagon Plain	144	.36
SP— 203	" 10-32 " "	144	.43
SP— 204	" 14-24 " "	144	.48
SP— 205	$\frac{1}{4}$ "-20 " "	144	.57
SP— 208	" 20-18 " "	144	.38
SP—1062	" 10-32 " Brass	12	.24
SP—1063	" 14-24 " "	12	.30
SP— 242	5-16"-No. 24 Wing Nut (Iron)	12	.24
SP— 243	" " 24 " (Steel)	12	.32
SP—1653	$\frac{3}{8}$ " " 16 Square "	12	.12

### MACHINE SCREWS

SP— 531	No. 6-32x $\frac{1}{4}$ " Round Head Steel	Gro.	.29
SP— 553	" 10-32x $\frac{1}{2}$ " " " " "	"	.49

Follow Instructions

## PRICE LIST OF PARTS

69

Symbol	Name	Per	Price
SP— 554	No. 10-32x 5/8" Round Head Steel	Gro.	.54
SP— 555	" 10-32x 3/4" " " " "	"	.63
SP— 566	" 14-24x 3/8" " " " "	"	.74
SP— 562	" 14-24x 5/8" " " " "	"	.81
SP—1031	" 6-32x 3/8" Flat " " " "	"	.18
SP—1032	" 6-32x 1/2" " " " "	"	.20
SP— 902	" 14-24x 3/4" " " " "	"	.72
SP— 904	" 14-24x1 1/4" " " " "	"	1.45
SP— 931	5-16" No. 18x 3/4" Flat Head Steel	12	1.30
SP— 934	" " 18x1 3/8" " " " "	12	.36
SP—1052	3/8" " 16x1" " " " "	12	.48
SP— 671	No. 8-32x 1/2" Round Head Brass	Gro.	.34
SP— 673	" 10-32x 1/2" " " " "	"	.46
SP— 676	" 10-32x 3/4" " " " "	"	.60
SP— 674	" 10-32x1" " " " "	"	.75
SP— 675	" 10-32x1 3/8" " " " "	"	1.25
SP—1133	" 14-24x 7/8" " " " "	"	1.80
SP—1134	" 14-24x1 1/4" " " " "	"	2.20
SP— 678	" 20-18x1 3/8" " " " "	"	6.80
SP—1301	" 6-32x 1/4" French " " " "	"	.40
SP— 684	" 14-24x1 1/4" " " " "	"	3.10
SP— 682	" 14-24x1 1/2" " " " "	"	3.60
SP—1111	7-16"-No. 14x1 1/4" " " " "	"	9.40
SP—1112	" " 14x1 3/8" " " " "	"	11.25
SP— 689	3/8" " 16x1 1/4" " " " "	"	6.00
SP— 685	" " 16x1 3/8" " " " "	"	7.00
SP— 687	" " 16x1 3/4" " " " "	"	7.75
SP— 686	" " 16x2" " " " "	"	8.25
SP—1482	No. 14-24x 5/8" Hex. " " " "	"	4.00
SP—1483	" 14-24x 3/4" " " " "	"	4.40
SP—1544	" 14-24x 5/8" Fillister " Steel	"	1.50
SP—1491	5-16"-24x 1/2" " " " "	"	1.90

## MISCELLANEOUS BOLTS

SP— 104	5-16"x1 3/4" Carriage Bolt	12	.05
SP— 108	5-16"x3 1/2" " " "	12	.10
SP— 113	3/8"x1 1/2" " " "	12	.10
SP— 122	5-16"x1" Machine " " "	12	.20
SP— 123	5-16"x1 3/4" " " "	12	.25
SP— 125	5-16"x2 1/2" " " "	12	.30
SP—1609	7-16"x4" A. L. A. M. Bolt	1	.10

## WASHERS

SP— 611	3-16" Plain Stamped Steel	100	.45
SP— 612	1/4" " " " "	100	.60
SP— 613	5-16" " " " "	100	.65
SP— 614	3/8" " " " "	100	.70
SP— 631	3-16" Spring Lock	100	.55
SP— 632	1/4" " " " "	100	.60

Order from Dealer

Symbol	Name	Per	Price
SP— 633	5-16" Spring Lock	100	.65
SP— 634	3/8" " "	100	.70
SP— 635	7-16" " "	100	.75
SP— 636	1/2" " "	100	.80
SP— 742	1/2" " "	100	.85
SP—1072	3-16" Plain Brass	100	.50
SP—1073	1/4" " "	100	.60
SP—1075	3/8" " "	100	.70
SP—1086	No. 12 Countersunk Brass	Gro.	2.50

## COTTER PINS

SP— 371	1-16" x 1/2"	100	.35
SP— 372	1-16" x 3/4"	100	.35
SP— 381	3-32" x 1/2"	100	.35
SP— 382	3-32" x 5/8"	100	.35
SP— 383	3-32" x 3/4"	100	.35
SP— 384	3-32" x 7/8"	100	.40
SP— 385	3-32" x 1"	100	.40
SP— 391	1/8" x 3/4"	100	.50
SP— 392	1/8" x 1"	100	.50
SP— 393	1/8" x 1 1/4"	100	.60
SP— 394	1/8" x 1 1/2"	100	.65
SP— 395	1/8" x 1 3/4"	100	.70
SP— 402	3-16" x 1 1/2"	100	.75
SP— 403	3-16" x 1 3/4"	100	.75

## TAPER PINS

SP— 321	No. 0x 3/4"	100	1.80
SP— 322	" 0x1"	100	2.05
SP— 341	" 2x1"	100	2.35
SP— 342	" 2x1 1/4"	100	2.60
SP— 354	" 3x1 3/4"	100	3.30
SP— 361	" 4x1 1/4"	100	3.00
SP— 362	" 4x1 1/2"	100	3.25
SP— 363	" 4x1 3/4"	100	3.50

## WOOD SCREWS

SP— 591	No. 8x 3/4" Flat Head Bright	Gro.	.48
SP— 601	" 10x1" " " "	"	.60
SP— 641	" 12x 3/4" " " "	"	.63
SP— 642	" 12x1" " " "	"	.70
SP— 891	" 8x 3/4" Round " " "	"	.50
SP—1623	" 12x1" " " "	"	.72
SP—1201	" 4x 1/2" Flat " Brass	"	.54
SP—1671	" 4x 3/8" Round " " "	"	.52
SP— 884	" 9x 3/4" " " " "	"	1.15
SP— 692	" 4x 1/2" Oval " " "	"	.54
SP— 941	" 6x 1/2" " " " "	"	.68

Follow Instructions

## PRICE LIST OF PARTS

71

Symbol	No.	Name	Per	Price
SP— 942	6x 3/4"	Oval Head Brass	Gro.	.74
SP— 701	8x 3/4"	" " "	"	1.00
SP— 702	8x1"	" " "	"	1.25
SP— 706	9x 3/4"	" " "	"	1.20
SP— 712	10x1"	" " "	"	1.64
SP— 724	12x 3/4"	" " "	"	1.70
SP— 721	12x1"	" " "	"	2.10
SP— 722	12x1 1/4"	" " "	"	2.40
SP— 723	12x1 1/2"	" " "	"	2.75

## SET SCREWS

SP— 482	No. 10-32x 3/8"	Headless, cup point	25	.60
SP— 483	1/4" x 3/8"	" " "	25	.70
SP—1556	3/8" x 1 1/4"	" oval "	25	1.04
SP—1694	7-16" x 1 1/2"	" flat "	25	1.46
SP— 491	5-16" x 1 1/2"	Square Head, cup point	25	.65
SP— 492	5-16" x 3/4"	" " "	25	.70
SP— 505	3/8" x 1 3/4"	" " " "	25	1.14
SP—1597	5-16" x 2"	" " flat "	25	1.20
SP— 516	7-16" x 2 1/4"	" " cup "	25	1.40

## CLEVIS PINS

SP— 292	5-16" x 1"	Under Head	12	.60
SP— 301	3/8" x 1"	" " "	12	.72
SP— 303	3/8" x 1 1/2"	" " "	12	1.08
SP— 312	1/2" x 1 1/4"	" " "	12	1.20

## WOODRUFF KEYS

SP—1403	No. 5- 5/8"	Diam. x 1/8" Thick	12	.45
SP— 181	" 9- 3/4"	" x 3-16" "	12	.50
SP—1402	" 10- 7/8"	" x 5-32" "	12	.55
SP— 182	" 15-1"	" x 1/4" "	12	.60

## OIL AND GREASE CUPS

SP— 253	3/8"	Bay State Oiler	12	.44
SP— 271	1/4"	Thread, Bowen Oiler, Style D	12	.75
SP—1792	5-16"	Thread, Bowen Oiler, Style K	12	.60
SP— 971	1/8"	Pipe Thd. Winkley Oiler, Style C	12	1.50
SP—1572	1/8"	Pipe Thd. Bowen Grease Cup	1	.70
SP—1573	1/8"	" " " " " "	1	.60
SP— 171	1/4"	" " " " " "	1	.35

Order from Dealer



Symbol	Name	Per	Price
<b>MISCELLANEOUS</b>			
SP— 411	1/8" Iron Pipe Plug .....	12	.30
SP— 412	1/4" " " " .....	12	.36
SP— 413	3/8" " " " .....	12	.36
SP— 851	1/8" Pet Cock .....	1	.50
SP— 852	1/4" " " .....	1	.65
SP—1684	3/8" Gasoline Drain Cock .....	1	1.50
SP—1721	1/8" " Line " .....	1	1.40
SP—1731	1/8" Pipe Thread Brass Coupling ....	1	.12
SP—1741	1/8" " " " Elbow .....	1	.30
SP—1803	3/8" Iron Pipe Plug .....	12	.36
SP—1804	1/2" " " " .....	12	.38




---

Follow Instructions

# NATIONAL ASSOCIATION OF AUTOMOBILE MANUFACTURERS

## STANDARD WARRANTY

Adopted August 12th, 1902

We warrant all goods furnished by us, for sixty days following the date of their shipment, based upon the date of invoice covering the goods, this warranty being limited to the replacement in our factory of all parts giving out under normal service in consequence of defect of material or of workmanship.

If the circumstances do not permit that the work shall be executed in our factory, this warranty is limited to the shipment, without charge, of the parts intended to replace those acknowledged to be defective.

It is, however, understood that we make no warranty whatever regarding pneumatic tires or the batteries.

We cannot accept any responsibility in connection with any of our motor cars when they have been altered or repaired outside of our factory.

We are not responsible to the purchaser of our goods for any undertakings and warranties made by our agents beyond those expressed above.

We wish it distinctly understood that we make no warranty of our goods except as stated above, but desire and expect that customers shall make a thorough examination of our goods before purchasing.